


## Week 44: Coal Stock at Major Indian Ports (27 Oct - 02 Nov)

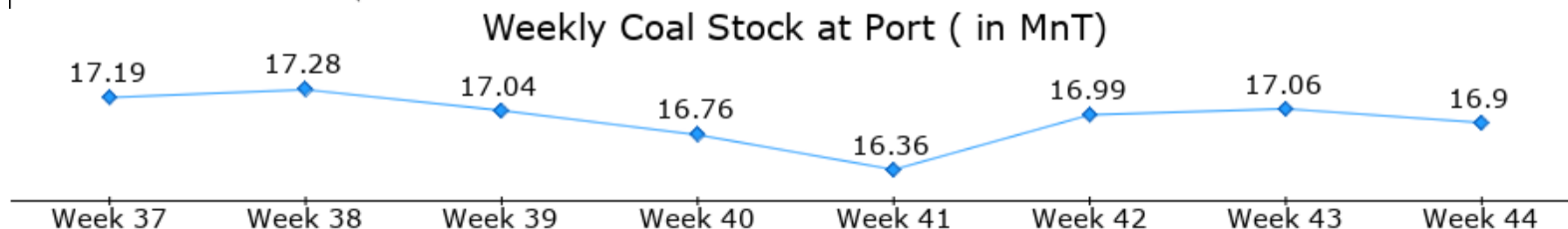
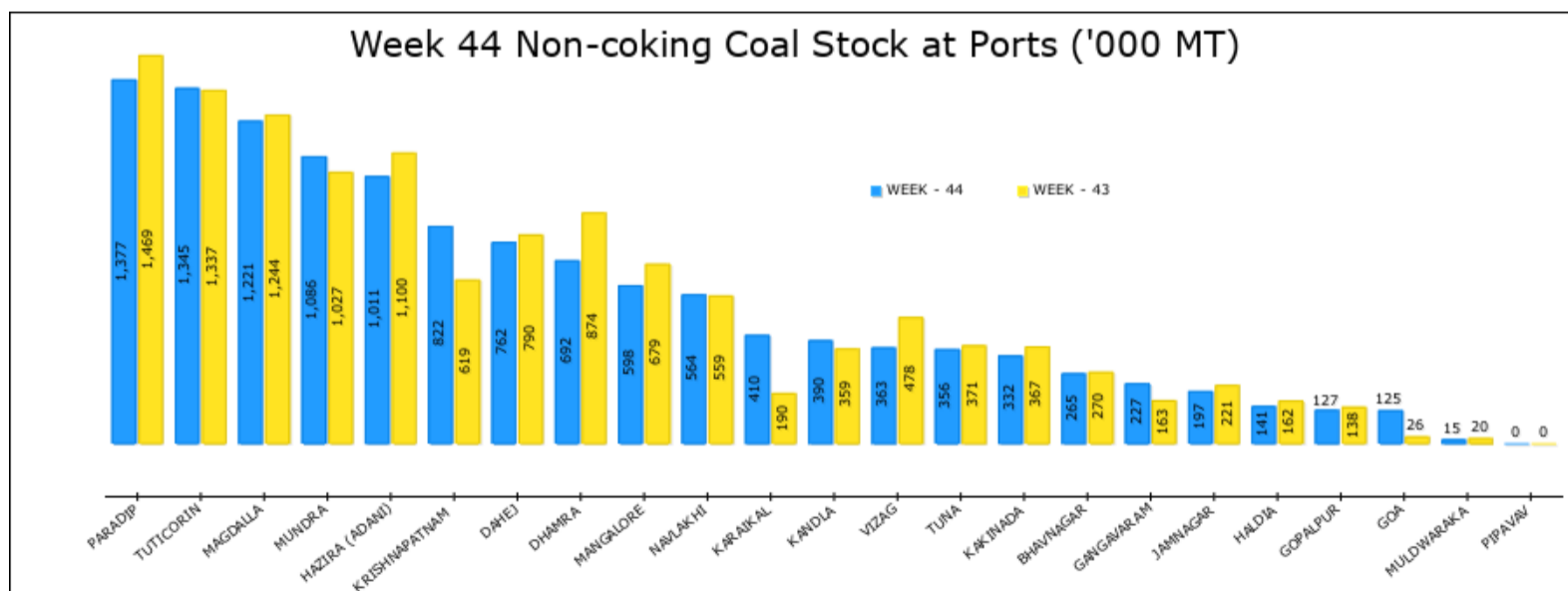
Total coal stock at major Indian ports at the end of week under review was around 16.90 MnT. Stock at ports has decreased by 0.94% compared to preceding week. CoalMint assessed that by the end of week under review, Non-coking coal stock at the ports was around 12.43 MnT, which decreased by 0.28% and Coking stock was around 4.47 MnT decreased by 2.73% against the previous week.

Total Coal Stock Status			
Port	WEEK 44	WEEK 43	CHANGE
PARADIP	2,553,000	2,669,000	-4.35%
DHAMRA	1,873,244	2,008,472	-6.73%
TUTICORIN	1,345,200	1,336,700	0.64%
HALDIA	1,332,400	1,258,000	5.91%
MAGDALLA	1,220,856	1,243,691	-1.84%
MUNDRA	1,086,259	1,027,150	5.75%
HAZIRA (ADANI)	1,011,453	1,099,878	-8.04%
KRISHNAPATNAM	989,628	842,579	17.45%
DAHEJ	761,699	790,402	-3.63%
MANGALORE	598,000	678,700	-11.89%
NAVLAKHI	563,556	559,356	0.75%
VIZAG	558,984	695,827	-19.67%
GANGAVARAM	517,500	540,914	-4.33%
KARAIKAL	410,000	190,000	115.79%
KANDLA	390,256	358,613	8.82%
TUNA	355,803	370,595	-3.99%
GOA	349,049	323,921	7.76%
KAKINADA	332,000	367,000	-9.54%
BHAVNAGAR	265,000	270,000	-1.85%
JAMNAGAR	196,900	220,900	-10.86%
GOPALPUR	174,750	189,050	-7.56%
MULDWARAKA	15,000	20,000	-25.00%
<b>Grand Total</b>	<b>16,900,537</b>	<b>17,060,748</b>	<b>-0.94%</b>



CoalMint assessed that by the end of week under review, Coking Coal stock had decreased by 2.73% against previous week. Total Coking coal stock at Haldia is 1.19MnT, up by 8.7% against the previous week. Presently, inventory at Dhamra Port is 1.18 MnT.

### Non-coking Coal: 12.43 MnT Stock at Major Ports, decreased by about 0.28% W-o-W



## MAJOR COAL STOCK HOLDERS AT INDIAN PORTS (QTY - MT)

NON COKING COAL	WEEK 44	WEEK 43	CHANGE	NON COKING COAL	WEEK 44	WEEK 43	CHANGE
<b>PARADIP</b>	<b>1,377,000</b>	<b>1,469,000</b>	<b>-6.26%</b>	AGARWAL COAL	58,437	74,937	-22.02%
JINDAL STEEL & POWER	408,000	438,000	-6.85%	ADITYA BIRLA	35,649	49,149	-27.47%
TATA STEEL	349,000	439,000	-20.50%	OTHERS	71,030	115,103	-38.29%
SHYAM GROUP	110,000	135,000	-18.52%	<b>VIZAG</b>	<b>363,116</b>	<b>477,916</b>	<b>-24.02%</b>
SARAOGI UDYOG	102,000	30,000	240.00%	JINDAL STEEL & POWER	87,022	106,022	-17.92%
RAWMET COMMODITY	80,000	95,000	-15.79%	BALAJI MALT	59,437	NIL	100.00%
OTHERS	328,000	332,000	-1.20%	BHUSHAN POWER & STEEL	43,325	54,725	-20.83%
<b>TUTICORIN</b>	<b>1,345,200</b>	<b>1,336,700</b>	<b>0.64%</b>	AGARWAL COAL	39,844	55,044	-27.61%
NTPL	395,000	375,000	5.33%	MAHENDRA SPONGE	32,670	47,870	-31.75%
ADANI ENTERPRISE	313,500	309,200	1.39%	OTHERS	100,818	214,255	-52.94%
TATA INTERNATIONAL	150,000	153,900	-2.53%	<b>TUNA</b>	<b>355,803</b>	<b>370,595</b>	<b>-3.99%</b>
AGARWAL COAL	98,000	94,000	4.26%	JSW MINERAL	181,990	217,940	-16.50%
DEVENDRAN COAL	85,000	90,000	-5.56%	INDIA CEMENT	76,848	NIL	100.00%
OTHERS	303,700	314,600	-3.46%	ADANI ENTERPRISE	35,930	54,430	-33.99%
<b>MAGDALLA</b>	<b>1,220,856</b>	<b>1,243,691</b>	<b>-1.84%</b>	ULTRATECH CEMENT	24,885	36,385	-31.61%
ESSAR POWER	685,986	640,451	7.11%	COMSOL ENERGY	13,100	26,600	-50.75%
AGARWAL COAL	201,001	225,011	-10.67%	OTHERS	23,050	35,240	-34.59%
TARANJOT RESOURCES	90,123	98,969	-8.94%	<b>KAKINADA</b>	<b>332,000</b>	<b>367,000</b>	<b>-9.54%</b>
PRH RESOURCES	81,322	90,542	-10.18%	ULTRATECH CEMENT	129,000	144,000	-10.42%
MOHIT MINERALS	80,543	89,997	-10.50%	RAMCO CEMENT	69,000	73,000	-5.48%
OTHERS	81,881	98,721	-17.06%	INDIA COKE & POWER	61,500	67,000	-8.21%
<b>MUNDRA</b>	<b>1,086,259</b>	<b>1,027,150</b>	<b>5.75%</b>	PARRY SUGARS REFINERY	35,000	41,000	-14.63%
ADANI POWER	415,570	359,420	15.62%	SREE SIRISAI TRADERS	11,500	14,000	-17.86%
ADANI ENTERPRISE	375,669	487,730	-22.98%	OTHERS	26,000	28,000	-7.14%
CGPL / TATA	295,020	180,000	63.90%	<b>BHAVNAGAR</b>	<b>265,000</b>	<b>270,000</b>	<b>-1.85%</b>
<b>HAZIRA (ADANI)</b>	<b>1,011,453</b>	<b>1,099,878</b>	<b>-8.04%</b>	NIRMA	265,000	270,000	-1.85%
ADANI ENTERPRISES	1,011,453	1,099,878	-8.04%	<b>GANGAVARAM</b>	<b>227,150</b>	<b>162,994</b>	<b>39.36%</b>
<b>KRISHNAPATNAM</b>	<b>822,172</b>	<b>618,724</b>	<b>32.88%</b>	ULTRATECH CEMENT	98,750	NIL	100.00%
ADANI ENTERPRISE	679,529	554,819	22.48%	GODAVARI POWER	58,500	NIL	100.00%
INDIA POWER	102,896	NIL	100.00%	JINDAL STEEL & POWER	51,000	66,450	-23.25%
THE INDIA CEMENT	20,145	30,458	-33.86%	ADANI ENTERPRISE	18,900	23,494	-19.55%
JINDAL STEEL & POWER	15,898	21,221	-25.08%	GODAVARI COMMODITY	NIL	73,050	-100.00%
JSW STEEL	2,615	9,948	-73.71%	<b>JAMNAGAR</b>	<b>196,900</b>	<b>220,900</b>	<b>-10.86%</b>
OTHERS	1,089	2,278	-52.19%	TATA CHEMICAL	139,000	148,000	-6.08%
<b>DAHEJ</b>	<b>761,699</b>	<b>790,402</b>	<b>-3.63%</b>	ROHIT SURFACTANTS	49,800	58,100	-14.29%
ADANI ENTERPRISE	701,638	745,841	-5.93%	SHREEJI IMPORTS AND EX	4,100	7,600	-46.05%
HINDALCO INDUSTRIES	60,061	44,561	34.78%	RELIANCE INDUSTRIES	4,000	7,200	-44.44%
<b>DHAMRA</b>	<b>691,603</b>	<b>874,040</b>	<b>-20.87%</b>	<b>HALDIA</b>	<b>140,500</b>	<b>161,500</b>	<b>-13.00%</b>
ADANI ENTERPRISE	312,610	354,723	-11.87%	VARIOUS	64,000	70,000	-8.57%
RASHMI GROUP	214,598	316,766	-32.25%	SARAOGI UDYOG	32,700	35,700	-8.40%
TATA INTERNATIONAL	122,630	154,786	-20.77%	IVL DHUNSERI PETROCHEM	20,000	23,000	-13.04%
ADANI POWER	38,765	38,765	0.00%	RAWMET COMMODITY	8,000	11,000	-27.27%
RUNGTA MINES	3,000	9,000	-66.67%	AGARWAL COAL	6,800	9,800	-30.61%
<b>MANGALORE</b>	<b>598,000</b>	<b>678,700</b>	<b>-11.89%</b>	OTHERS	9,000	12,000	-25.00%
JSW STEEL	341,200	390,200	-12.56%	<b>GOPALPUR</b>	<b>127,250</b>	<b>138,050</b>	<b>-7.82%</b>
AGARWAL COAL	79,500	62,400	27.40%	ADITYA BIRLA	62,000	65,000	-4.62%
BALAJI MALTS	68,400	84,600	-19.15%	ADANI ENTERPRISE	42,000	45,000	-6.67%
ADITYA BIRLA GLOBAL TR	61,200	76,900	-20.42%	AGARWAL COAL	16,500	19,000	-13.16%
A ONE STEEL	29,400	38,400	-23.44%	JSW STEEL	6,250	8,550	-26.90%
OTHERS	18,300	26,200	-30.15%	SHREE BALAJI INDUSTRIE	500	500	0.00%
<b>NAVLAKEHI</b>	<b>563,556</b>	<b>559,356</b>	<b>0.75%</b>	<b>GOA</b>	<b>125,318</b>	<b>25,605</b>	<b>389.43%</b>
AGARWAL COAL	350,163	386,113	-9.31%	ADANI ENTERPRISE	125,318	25,605	389.43%
ADANI ENTERPRISE	72,793	86,443	-15.79%	<b>MULDWARAKA</b>	<b>15,000</b>	<b>20,000</b>	<b>-25.00%</b>
ADITYA BIRLA	51,250	3,250	1,476.92%	ADANI ENTERPRISE	15,000	20,000	-25.00%
MOHIT MINERALS	33,100	NIL	100.00%	<b>Grand Total</b>	<b>12,426,091</b>	<b>12,460,814</b>	<b>-0.28%</b>
BALAJI MALTS	26,400	40,050	-34.08%				
OTHERS	29,850	43,500	-31.38%				
<b>KARAIKAL</b>	<b>410,000</b>	<b>190,000</b>	<b>115.79%</b>				
OTHERS	410,000	190,000	115.79%				
<b>KANDLA</b>	<b>390,256</b>	<b>358,613</b>	<b>8.82%</b>				
JSW MINERAL	96,774	119,424	-18.97%				
DELTA GLOBAL	67,463	NIL	100.00%				
GALLANTT ISPAT	60,903	NIL	100.00%				

COKING COAL	WEEK 44	WEEK 43	CHANGE
<b>HALDIA</b>	<b>1,191,900</b>	<b>1,096,500</b>	<b>8.70%</b>
SAIL	488,900	432,900	12.94%
TATA STEEL	443,200	409,600	8.20%
ELECTROSTEEL CASTINGS	92,800	65,800	41.03%
VARIOUS	62,500	68,500	-8.76%
INDIA COKE & POWER	33,000	36,000	-8.33%
OTHERS	71,500	83,700	-14.58%
<b>DHAMRA</b>	<b>1,181,641</b>	<b>1,134,432</b>	<b>4.16%</b>
TATA STEEL	487,635	467,319	4.35%
TATA STEEL LONG	296,719	213,316	39.10%
SAIL	288,654	332,716	-13.24%
BENGAL ENERGY	77,316	77,316	0.00%
RASHMI GROUP	22,317	34,765	-35.81%
OTHERS	9,000	9,000	0.00%
<b>PARADIP</b>	<b>1,176,000</b>	<b>1,200,000</b>	<b>-2.00%</b>
SAIL	392,000	358,000	9.50%
VISA MINMETAL	230,000	250,000	-8.00%
RAWMET COMMODITY	65,000	70,000	-7.14%
JINDAL COKE	60,000	60,000	0.00%
BHUSHAN POWER & STEEL	57,000	79,000	-27.85%

OTHERS	372,000	383,000	-2.87%
<b>GANGAVARAM</b>	<b>290,350</b>	<b>377,920</b>	<b>-23.17%</b>
RINL	121,200	150,400	-19.41%
NMDC	92,850	122,020	-23.91%
SAIL	76,300	105,500	-27.68%
<b>GOA</b>	<b>223,731</b>	<b>298,316</b>	<b>-25.00%</b>
JSW STEEL	223,731	214,912	4.10%
ADANI ENTERPRISE	NIL	83,404	-100.00%
<b>VIZAG</b>	<b>195,868</b>	<b>217,911</b>	<b>-10.12%</b>
SAIL	174,868	189,911	-7.92%
RINL	21,000	28,000	-25.00%
<b>KRISHNAPATNAM</b>	<b>167,456</b>	<b>223,855</b>	<b>-25.19%</b>
JSW STEEL	126,604	154,499	-18.06%
ELECTROSTEEL	28,956	48,221	-39.95%
RAWMET COMMODITY	11,896	19,865	-40.12%
INDIA COKE & POWER	NIL	1,270	-100.00%
<b>GOPALPUR</b>	<b>47,500</b>	<b>51,000</b>	<b>-6.86%</b>
SAIL	47,500	51,000	-6.86%
<b>Grand Total</b>	<b>4,474,446</b>	<b>4,599,934</b>	<b>-2.73%</b>

REPORT BY	CONTACT - RAIPUR	CONTACT - KOLKATA
Rubal Saini Email Id: rubal.saini@steelmintgroup.com	301, Jeevan Parisar, Rajeev Nagar Behind Crystal Arcade Raipur (C.G) 492007 - India (M: +91 97700 56666)	My Cube 24 Park Street, 1st Floor, Anuj Chambers Kolkata, West Bengal 700016 (M: +91 87705 91840)