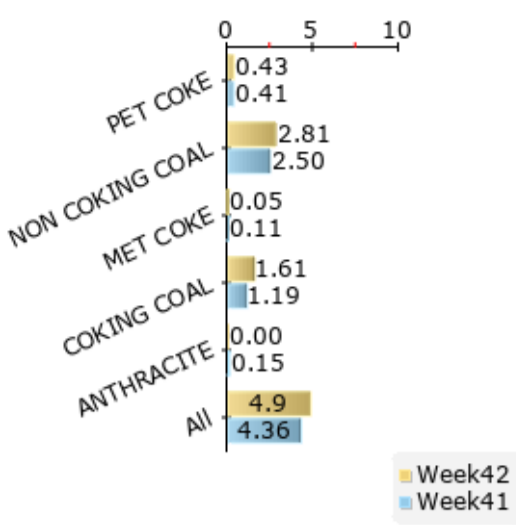


India Coal Import

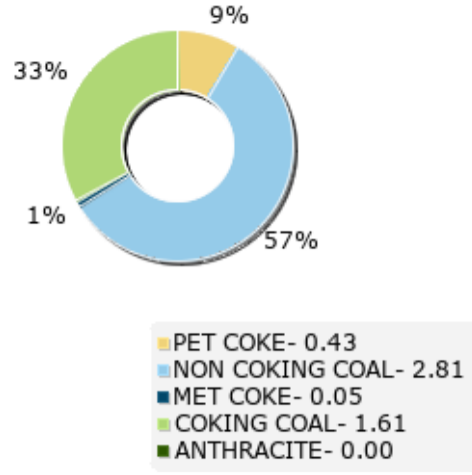
Week 42 (14 Oct 24 - 20 Oct 24)

25 Oct, 2024

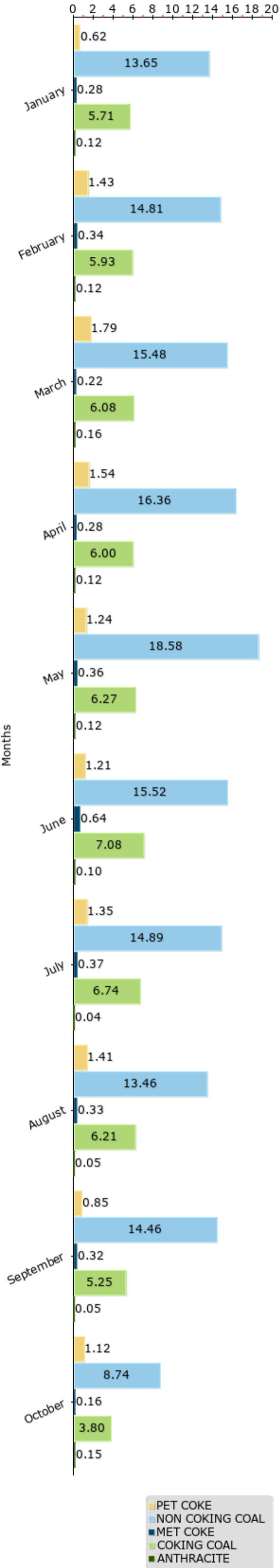
INDIA WEEKLY IMPORT (MnT)



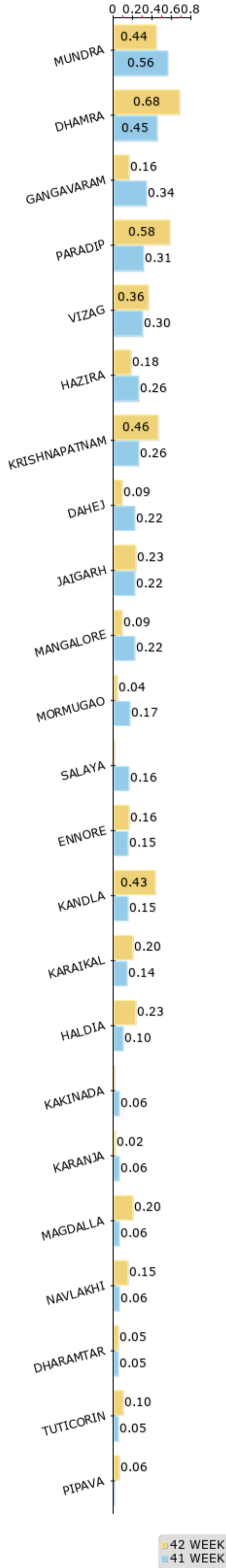
WEEK 42- INDIA COAL IMPORT (MnT)



INDIA MONTHLY IMPORT (MnT)



COAL IMPORT IN PORT (MnT)



COAL IMPORTERS

PET COKE	
RECEIVER	QUANTITY
JK LAKSHMI CEMENT	60,500
KANDLA	60,500
SANVIRA	57,004
VIZAG	57,004
AMBUJA CEMENT	55,003
MUNDRRA	55,003
ULTRATECH	55,000
VIZAG	55,000
N/A	54,999
KANDLA	54,999
WONDER CEMENT	54,956
KANDLA	54,956
DALMIA CEMENT	49,018
KARAIKAL	49,018
GCL	31,689
PARADIP	31,689
DCL	11,000
PARADIP	11,000
Grand Total	429,169

NON COKING COAL	
RECEIVER	QUANTITY
ADANI POWER	326,015
MUNDRRA	241,015
DAHEJ	85,000
ADANI ENTERPRISES	318,311
HAZIRA	176,301
MUNDRRA	81,510
NAVLAKHI	60,500
JSW MINERALS	180,096
KANDLA	180,096
N/A	172,953
KANDLA	79,453
MAGDALLA	60,500
NAVLAKHI	33,000
RUNGTA MINES	161,590
DHAMRA	161,590
ORISSA METALIKS	158,432
DHAMRA	158,432
SEMBCORP	155,959
KRISHNAPATNAM	155,959
ITPCL	146,533
KARAIKAL	146,533
MOHIT MINERALS	111,800
MAGDALLA	111,800
ULTRATECH CEMENT	111,100
ENNORE	111,100
JSW STEEL	104,397
MANGALORE	52,820
ENNORE	51,577
JSPL	91,000
KRISHNAPATNAM	91,000
S UDYOG	82,222
PARADIP	82,222
TANGENCO	74,670
TUTICORIN	74,670
VARIOUS	73,637
VIZAG	73,637
ACCPL	72,693
PARADIP	72,693
TATA POWER	63,550
MUNDRRA	63,550
AGRAWAL FUEL CORPORATION	58,120
NAVLAKHI	58,120
TRIDENT CHEMPAR	55,367
VIZAG	55,367
AGARWAL COAL	55,000
MAGDALLA	30,000
TUTICORIN	25,000
UTCL	55,000
PIPAVA	55,000
ABGTL	50,000
JAIGARH	25,000
DHARAMTAR	25,000
JSW	44,000
VIZAG	44,000
INDIA CEMENT	36,932
KRISHNAPATNAM	36,932
TARANJYOT	23,972
KARANJA	23,972
IMR RESOURCES	22,000
DHARAMTAR	22,000
Grand Total	2,805,349

MET COKE	
RECEIVER	QUANTITY
TATA	54,153
PARADIP	54,153
Grand Total	54,153

COKING COAL	
RECEIVER	QUANTITY
JSW STEEL	412,686
JAIGARH	207,136
KRISHNAPATNAM	125,900
MORMUGAO	44,650
MANGALORE	35,000
TATA STEEL	320,032
DHAMRA	211,866
HALDIA	108,166
SAIL	310,780
HALDIA	99,000
DHAMRA	90,000
VIZAG	79,280
PARADIP	42,500
JSPL	163,630
PARADIP	163,630
RINL	157,956
GANGAVARAM	157,956
TATA	78,750
PARADIP	78,750
BENGAL ENERGY	60,000
DHAMRA	60,000
ELECTRO STEEL	48,220
KRISHNAPATNAM	48,220
BPSL	35,000
PARADIP	35,000
COMET RESOURCES	18,700
EVERDELIVER LOGISTICS	18,700
HALDIA	18,700
JSW	7,800
PARADIP	7,800
Grand Total	1,613,554

ANTHRACITE	
RECEIVER	QUANTITY
N/A	0
KANDLA	0
Grand Total	0

REPORT BY

Tripti Chandrakar
Analyst(Data) | Operations
Email: tripti@bigmint.co

CONTACT DETAILS

Raipur :
301, Jeevan Parisar, Rajeev Nagar
Behind Crystal Arcade Raipur (C.G)
Pincode- 492 007 India
Tel: +91 9770056666

Kolkata :

My Cube,
24 Park Street,
1st Floor, Anuj Chambers,
Kolkata, West Bengal 700016, India
Tel: +91 8770591840

(Provisional Data)
For any query please call on +91 97700 56666

Email Id: support@bigmint.co / Website: www.bigmint.co

Note:- WHILE EXTREME CARE HAS BEEN TAKEN IN THE PREPARATION OF THIS REPORT, NO LIABILITY CAN BE ACCEPTED FOR ANY LOSS INCURRED IN ANY WAY WHATSOEVER BY ANY PERSON RELYING ON THE INFORMATION CONTAINED HEREIN.

Disclaimer: BigMint has taken due care and caution in compilation of content for its web site. Information is just for reference not intended for trading purpose or to address your particular requirement. The content includes facts, views, and opinions are of individuals and not that of the website or its management. We and our content licensors are not giving investment advice, tax advice, legal advice, or other professional advice. We and our content licensors do not guarantee or warrant the accuracy, completeness or timeliness of, or otherwise endorse these views, and opinions. Users/Visitors have to make their own decisions based on their own independent enquiries, appraisals, judgement, wisdom and risks. BigMint and its affiliates, or their employees, directors or agents shall not be liable or responsible for any loss or costs or any action whatsoever arising out of use or relying on the spot prices disseminated.

2015-2024 © BigMint All Rights Reserved. [terms and condition](#).