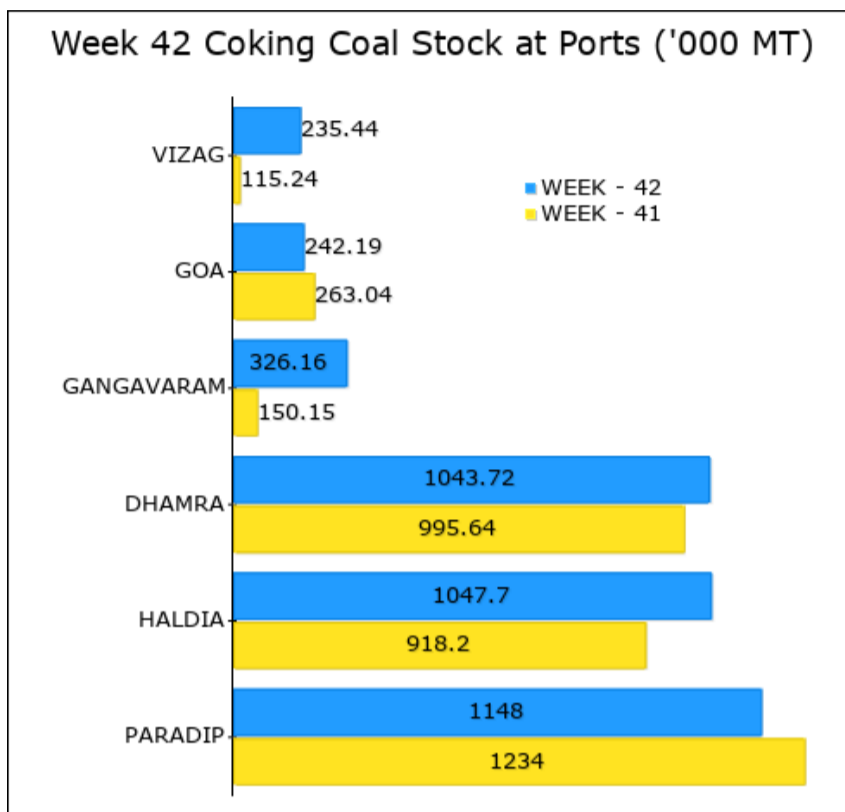


Week 42: Coal Stock at Major Indian Ports (13 Oct - 19 Oct)

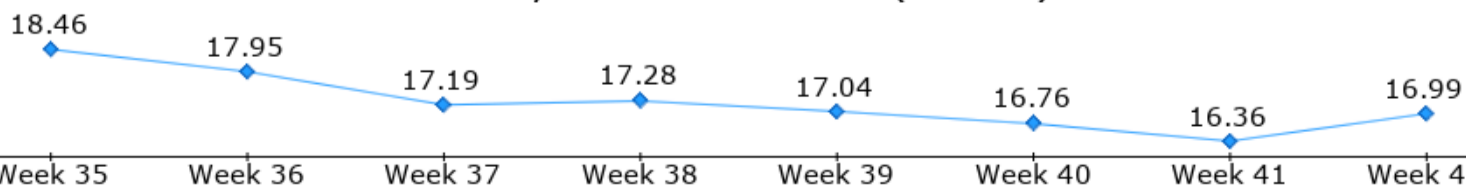
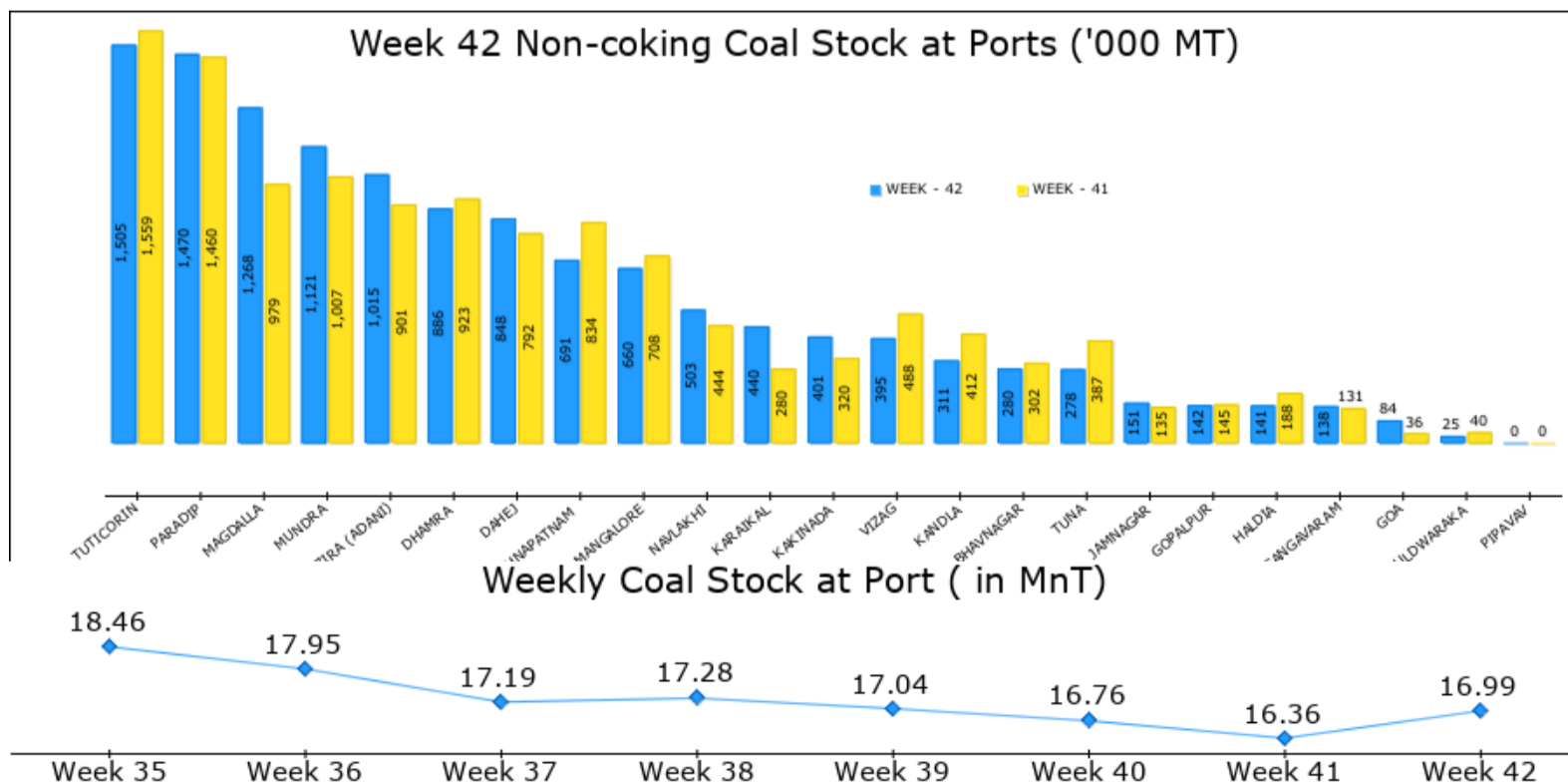
Total coal stock at major Indian ports at the end of week under review was around 16.99 MnT. Stock at ports has increased by 3.84% compared to preceding week. CoalMint assessed that by the end of week under review, Non-coking coal stock at the ports was around 12.75 MnT, which increased by 2.27% and Coking stock was around 4.24 MnT increased by 8.88% against the previous week.

Total Coal Stock Status			
Port	WEEK 42	WEEK 41	CHANGE
PARADIP	2,618,000	2,694,000	-2.82%
DHAMRA	1,929,523	1,918,373	0.58%
TUTICORIN	1,504,500	1,559,000	-3.50%
MAGDALLA	1,268,328	978,928	29.56%
HALDIA	1,188,500	1,106,100	7.45%
MUNDRA	1,120,540	1,006,865	11.29%
HAZIRA (ADANI)	1,015,003	901,213	12.63%
DAHEJ	848,090	792,330	7.04%
KRISHNAPATNAM	834,999	997,742	-16.31%
MANGALORE	659,900	708,250	-6.83%
VIZAG	630,935	603,462	4.55%
NAVLAKHI	503,434	444,484	13.26%
GANGAVARAM	463,705	281,500	64.73%
KARAIKAL	440,000	280,000	57.14%
KAKINADA	401,000	319,637	25.45%
GOA	326,358	298,667	9.27%
KANDLA	310,611	411,601	-24.54%
BHAVNAGAR	280,000	302,000	-7.28%
TUNA	278,457	386,579	-27.97%
GOPALPUR	195,335	198,200	-1.45%
JAMNAGAR	151,100	135,200	11.76%
MULDWARAKA	25,000	40,000	-37.50%
Grand Total	16,993,318	16,364,131	3.84%



CoalMint assessed that by the end of week under review, Coking Coal stock had increased by 8.88% against previous week. Total Coking coal stock at Paradip is 1.15MnT, down by 6.97% against the previous week. Presently, inventory at Haldia Port is 1.05 MnT.

Non-coking Coal: 12.75 MnT Stock at Major Ports, increased by about 2.27% W-o-W



MAJOR COAL STOCK HOLDERS AT INDIAN PORTS (QTY - MT)

NON COKING COAL	WEEK 42	WEEK 41	CHANGE	NON COKING COAL	WEEK 42	WEEK 41	CHANGE
TUTICORIN	1,504,500	1,559,000	-3.50%	PARRY SUGARS REFINERY	45,000	34,500	30.43%
NTPL	370,000	420,000	-11.90%	SREE SIRISAI TRADERS	16,000	13,000	23.08%
ADANI ENTERPRISE	312,000	343,000	-9.04%	OTHERS	30,000	24,000	25.00%
TATA INTERNATIONAL	170,500	190,000	-10.26%	VIZAG	395,492	488,219	-18.99%
BALAJI MALTS	112,000	112,000	0.00%	JINDAL STEEL & POWER	121,602	136,802	-11.11%
DEVENDRAN COAL	90,000	110,000	-18.18%	AGARWAL COAL	70,244	85,444	-17.79%
OTHERS	450,000	384,000	17.19%	BHUSHAN POWER & STEEL	66,125	77,525	-14.70%
PARADIP	1,470,000	1,460,000	0.68%	ULTRATECH CEMENT	57,980	69,380	-16.43%
TATA STEEL	439,000	439,000	0.00%	MOHIT MINERALS	8,400	18,800	-55.32%
JINDAL STEEL & POWER	438,000	438,000	0.00%	OTHERS	71,141	100,268	-29.05%
SHYAM GROUP	135,000	116,000	16.38%	KANDLA	310,611	411,601	-24.54%
RAWMET COMMODITY	95,000	85,000	11.76%	JSW MINERAL	145,924	171,574	-14.95%
ADITYA BIRLA	46,000	50,000	-8.00%	AGARWAL COAL	97,487	126,987	-23.23%
OTHERS	317,000	332,000	-4.52%	KUTCH CHEMICAL	38,650	52,150	-25.89%
MAGDALLA	1,268,328	978,928	29.56%	VISMA GLOBAL	13,000	NIL	100.00%
ESSAR POWER	689,562	612,943	12.50%	MOHIT MINERALS	5,000	5,000	0.00%
AGARWAL COAL	205,562	182,001	12.95%	OTHERS	10,550	55,890	-81.12%
TARANJOT RESOURCES	113,339	48,201	135.14%	BHAVNAGAR	280,000	302,000	-7.28%
PRH RESOURCES	95,864	NIL	100.00%	NIRMA	280,000	302,000	-7.28%
S.N. GLOBAL	59,875	NIL	100.00%	TUNA	278,457	386,579	-27.97%
OTHERS	104,126	135,783	-23.31%	ADANI ENTERPRISE	67,930	87,433	-22.31%
MUNDRA	1,120,540	1,006,865	11.29%	JSW MINERAL	63,694	77,194	-17.49%
ADANI ENTERPRISE	611,670	469,820	30.19%	ULTRATECH CEMENT	50,885	73,384	-30.66%
ADANI POWER	348,870	297,938	17.09%	COMSOL ENERGY	37,150	50,650	-26.65%
CGPL / TATA	150,000	211,107	-28.95%	IMR RESOURCES	22,000	33,220	-33.77%
SHRI CEMENT	10,000	28,000	-64.29%	OTHERS	36,798	64,698	-43.12%
HAZIRA (ADANI)	1,015,003	901,213	12.63%	JAMNAGAR	151,100	135,200	11.76%
ADANI ENTERPRISES	1,015,003	901,213	12.63%	TATA CHEMICAL	85,900	NIL	100.00%
DHAMRA	885,801	922,736	-4.00%	ROHIT SURFACTANTS	65,200	73,600	-11.41%
ADANI ENTERPRISE	377,654	390,317	-3.24%	SHREEJI IMPORTS AND EX	NIL	61,600	-100.00%
RASHMI GROUP	267,735	246,681	8.53%	GOPALPUR	142,390	144,700	-1.60%
TATA INTERNATIONAL	184,321	223,816	-17.65%	ADITYA BIRLA	66,450	67,000	-0.82%
ADANI POWER	38,765	38,765	0.00%	ADANI ENTERPRISE	46,440	47,000	-1.19%
RUNGTA MINES	17,326	23,157	-25.18%	AGARWAL COAL	20,450	21,000	-2.62%
DAHEJ	848,090	792,330	7.04%	JSW STEEL	8,550	9,200	-7.07%
ADANI ENTERPRISE	798,980	740,120	7.95%	SHREE BALAJI INDUSTRIE	500	500	0.00%
HINDALCO INDUSTRIES	49,110	52,210	-5.94%	HALDIA	140,800	187,900	-25.07%
KRISHNAPATNAM	691,311	833,513	-17.06%	VARIOUS	79,000	85,000	-7.06%
ADANI ENTERPRISE	630,803	741,075	-14.88%	IVL DHUNSERI PETROCHEM	26,000	29,000	-10.34%
JINDAL STEEL & POWER	36,916	55,872	-33.93%	AGARWAL COAL	12,800	15,800	-18.99%
JSW STEEL	15,606	24,562	-36.46%	RAWMET COMMODITY	11,000	14,000	-21.43%
VISMA GLOBAL	5,091	7,986	-36.25%	OFB TECH	9,000	12,500	-28.00%
CHETTINAD CEMENT	2,895	4,018	-27.95%	OTHERS	3,000	31,600	-90.51%
MANGALORE	659,900	708,250	-6.83%	GANGAVARAM	137,550	131,350	4.72%
JSW STEEL	390,100	371,500	5.01%	JINDAL STEEL & POWER	107,250	76,550	40.10%
BALAJI MALTS	109,200	129,400	-15.61%	ADANI ENTERPRISE	30,300	54,800	-44.71%
AGARWAL COAL	70,500	90,200	-21.84%	GOA	84,165	35,632	136.21%
A ONE STEEL	46,500	58,000	-19.83%	ADANI ENTERPRISE	84,165	35,632	136.21%
BMM ISPAT	29,400	37,100	-20.75%	MULDWARAKA	25,000	40,000	-37.50%
OTHERS	14,200	22,050	-35.60%	ADANI ENTERPRISE	25,000	40,000	-37.50%
NAVLAKEHI	503,434	444,484	13.26%	Grand Total	12,753,472	12,470,137	2.27%
AGARWAL COAL	320,003	362,503	-11.72%	COKING COAL	WEEK 42	WEEK 41	CHANGE
ADANI ENTERPRISE	109,093	32,543	235.23%	PARADIP	1,148,000	1,234,000	-6.97%
BALAJI MALTS	56,550	NIL	100.00%	SAIL	321,000	442,000	-27.38%
TATA INTERNATIONAL	9,038	21,538	-58.04%	VISA MINMETAL	250,000	190,000	31.58%
AT TRADER OVERSEAS	5,500	5,500	0.00%	BHUSHAN POWER & STEEL	80,000	84,000	-4.76%
OTHERS	3,250	22,400	-85.49%	RAWMET COMMODITY	70,000	92,000	-23.91%
KARAIKAL	440,000	280,000	57.14%	JINDAL COKE	60,000	52,000	15.38%
OTHERS	440,000	280,000	57.14%	OTHERS	367,000	374,000	-1.87%
KAKINADA	401,000	319,637	25.45%	HALDIA	1,047,700	918,200	14.10%
ULTRATECH CEMENT	160,000	146,137	9.49%	SAIL	394,900	326,900	20.80%
RAMCO CEMENT	80,000	23,000	247.83%	TATA STEEL	380,700	350,800	8.52%
INDIA COKE & POWER	70,000	79,000	-11.39%	ELECTROSTEEL CASTINGS	71,800	77,800	-7.71%
				VARIOUS	59,000	29,000	103.45%
				INDIA COKE & POWER	39,000	42,000	-7.14%
				OTHERS	102,300	91,700	11.56%
				DHAMRA	1,043,722	995,637	4.83%
				TATA STEEL	435,629	467,346	-6.79%
				SAIL	312,714	296,312	5.54%
				TATA STEEL LONG	134,217	87,319	53.71%
				BENGAL ENERGY	98,632	45,316	117.65%
				RASHMI GROUP	43,765	62,128	-29.56%
				OTHERS	18,765	37,216	-49.58%
				GANGAVARAM	326,155	150,150	117.22%
				NMDC	162,855	108,950	49.48%
				RINL	89,800	34,700	158.79%

SAIL	73,500	6,500	1,030.77%
GOA	242,193	263,035	-7.92%
JSW STEEL	240,980	261,822	-7.96%
ADANI ENTERPRISE	1,213	1,213	0.00%
VIZAG	235,443	115,243	104.30%
SAIL	197,443	77,243	155.61%
RINL	38,000	38,000	0.00%
KRISHNAPATNAM	143,688	164,229	-12.51%
JSW STEEL	99,481	98,556	0.94%
RAWMET COMMODITY	30,349	41,883	-27.54%
ELECTROSTEEL	10,999	16,895	-34.90%
INDIA COKE & POWER	2,859	6,895	-58.54%
GOPALPUR	52,945	53,500	-1.04%
SAIL	52,945	53,500	-1.04%
Grand Total	4,239,846	3,893,994	8.88%

REPORT BY	CONTACT - RAIPUR	CONTACT - KOLKATA
Rubal Saini Email Id: rubal.saini@steelmintgroup.com	301, Jeevan Parisar, Rajeev Nagar Behind Crystal Arcade Raipur (C.G) 492007 - India (M: +91 97700 56666)	My Cube 24 Park Street, 1st Floor, Anuj Chambers Kolkata, West Bengal 700016 (M: +91 87705 91840)