

Ferro Alloys

Monthly Review

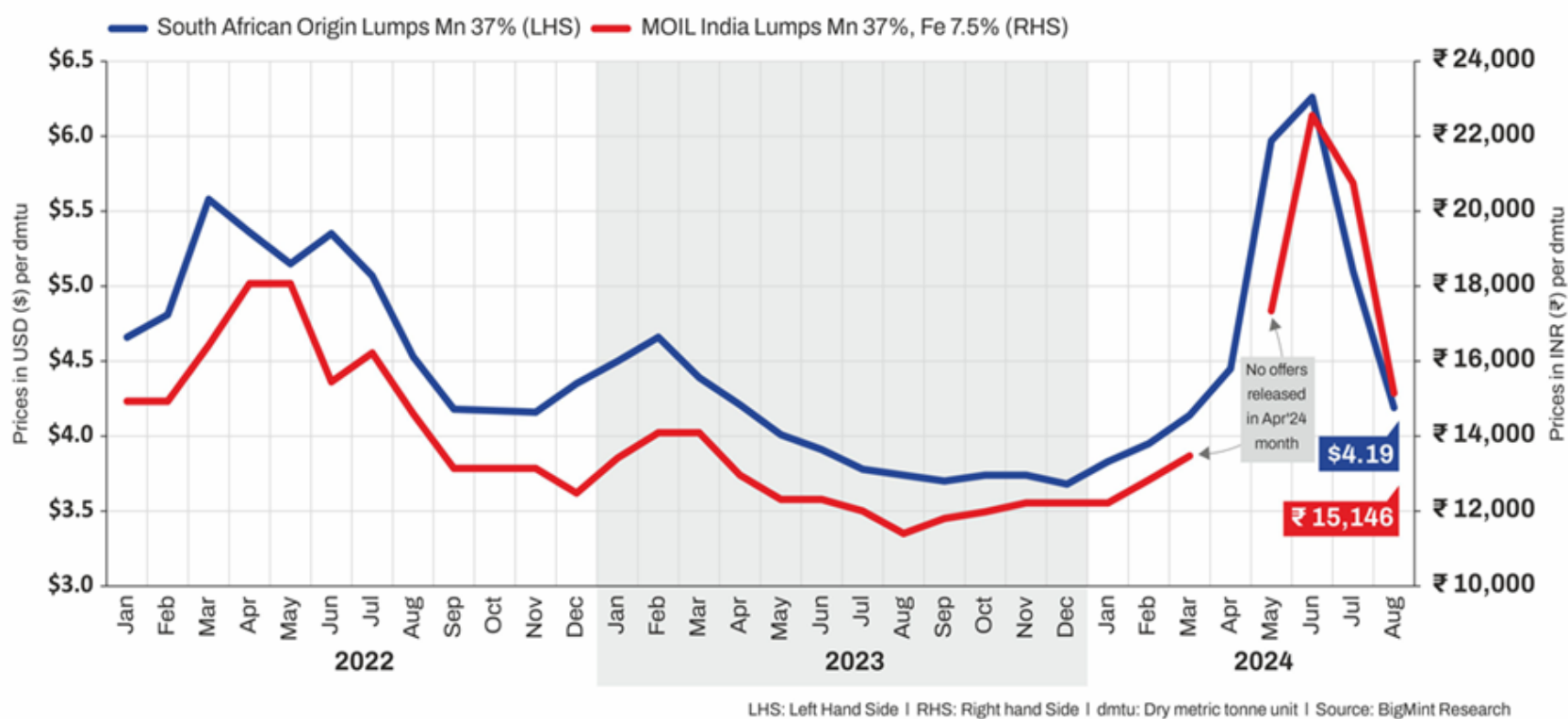
Contents

What to expect from Indian manganese ore market in Sep'24?	1
Snapshot Ferro Alloy Prices & Related Commodities	2
Snapshot India's Ferro Alloy Statistics	3
Manganese Ore Market Update	4
Silico Manganese Market Updates	5
Ferro Manganese Market Updates	6
Chrome Ore Market Updates	7
Ferro Chrome Market Updates	8
Ferro Silicon Market Updates	9
Ferro Molybdenum Market Updates	10
Ferro Vanadium Market Updates	11
Statistical Indicators	12-17
Key Auction Results	18
Currency Indicators	19

What to expect from Indian manganese ore market in Sep'24?



India's Manganese ore price trend; imported vs domestic (Jan'22-Aug'24)



India's domestic manganese ore prices are likely to witness a downward correction in September, 2024, as per BigMint's forecast.

On average, prices have fared better in 2024 compared to last year. For instance, over January-July, 2024, prices averaged over INR 16,300/tonne (\$194/t) against a lower INR 13,000/t (\$155/t) in the same period last year. However, these did start improving from May, climbing to over INR 17,000/t (\$203/t) but fell back again especially from August to around INR 15,000/t (\$179/t) levels.

What factors are likely to drag down prices?

Imported manganese ore offers to India at 6-month lows: Imported manganese ore offers to India hit six-month lows in August 2024. Offers for the benchmark Mn37% lumps from South Africa to India fell to \$4/dmtu, the lowest since end-February 2024. The high-grade imported Mn ore is hovering at over-three-month lows of \$6.2-6.65/dmtu. Since imported ore provides a direction for domestic pricing, a downward pressure is expected next month.

Global miners lower Mn ore offers in Aug: Global miners like United Manganese of Kalahari (UMK) and Jupiter Mines Limited operating the Tshipi Borwa mine in South Africa, decreased their August shipment offers. UMK lowered its 36% grade semi-carbonate lump price by \$2.4/dmtu m-o-m to \$3.80/dmtu CIF China.

Jupiter Mines, meanwhile, set its August CIF China prices of the high-grade 36.5% semi-carbonate lump at \$3.9/dmtu, a significant fall from last month's \$6.3/dmtu. The manganese ore is sourced from its Tshipi Borwa mine in the Kalahari fields.

Eramet Comilog lowered its September 2024 prices of Gabonese grade Mn44.5% to around \$6/dmtu CNF China, while the Gabonese chip fell to around 5.80/dmtu CNF China, both down over 30% m-o-m. However, the latter could not be confirmed till the time of publishing the report.

The price falls across miners can be attributed to declined demand from manganese alloys smelters globally amid the subdued demand for steel.

Higher inventories weigh down Chinese manganese ore prices: The production cuts under way in China, amid falling demand for finished steel, has negatively impacted manganese alloys smelters. This scenario, in turn, has shrunk the demand for manganese ore, resulting in a pile-up of ore stocks at Chinese ports.

Demand for silico manganese in China has decreased, affected by the reduction in steel production. Weekly demand for the material has cumulatively fallen for eight consecutive weeks by 19%, and y-o-y, by 22%.

Weaker manganese alloys market sentiments in India: Domestic silico manganese prices in India are hovering at a four-month low. The benchmark SiMn 60-14 from Raipur is hovering at around INR 68,400/t. These levels were last seen in early April 2024. One key reason for the drastic fall in prices is the decline in exports of silico manganese. Around 50% of the total domestic manganese alloys production gets exported. Thus, a dull overseas market has obviously weakened domestic prices.

Outlook

MOIL had reduced domestic ore prices for August 2024 sales by up to 27%. The market buzz is that prices could be further lowered for September sales amid the dull demand for finished steels within India and overseas.

Snapshot | Ferro Alloy Prices & Related Commodities

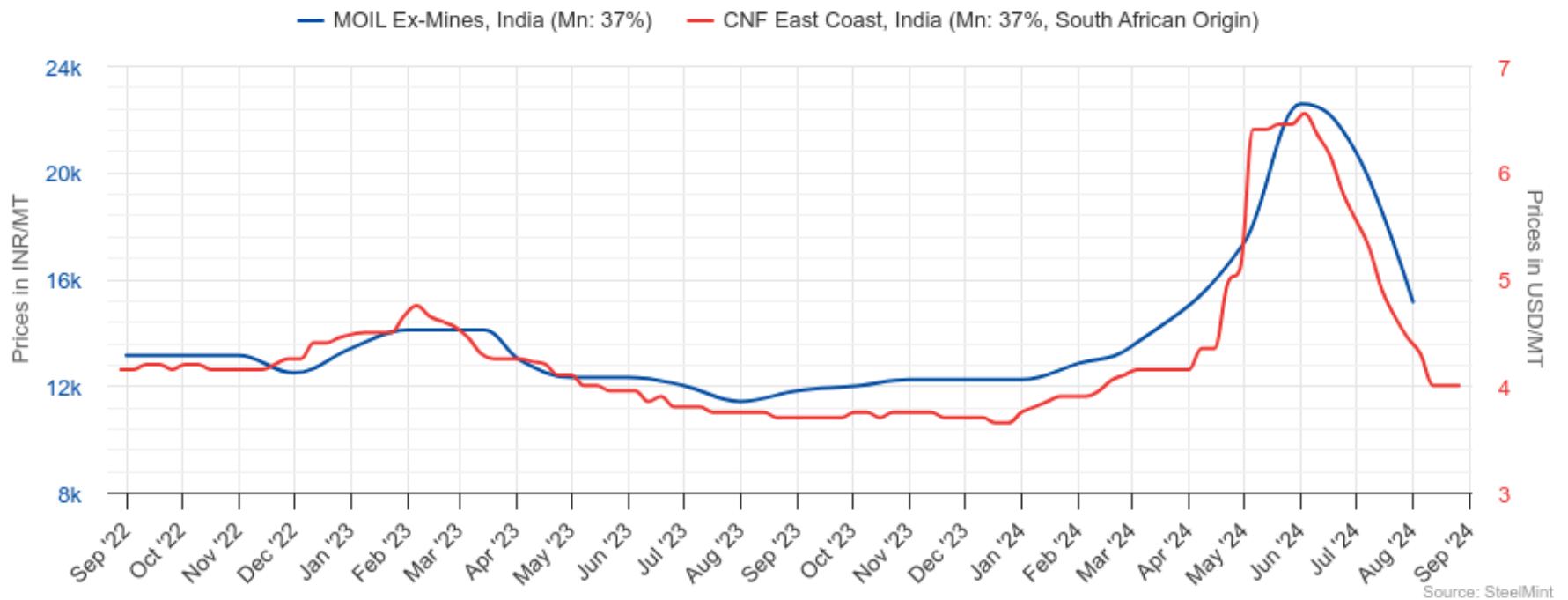
Commodity	Particular	Size,Grade	Aug'24	Jul'24	Jun'24	May'24	Apr'24	Mar'24
Silico Manganese ¹	Ex-Durgapur	25-150 mm, HC 60-14	₹68,325	-2,053	-15,347	-19,601	-2,266	+2,267
Silico Manganese ¹	Ex-Raipur	25-150 mm, HC 60-14	₹68,812	-2,142	-16,068	-21,090	-3,047	+2,654
Silico Manganese ¹	India Exports	25-150 mm, HC 60-14	\$831	-53	-242	-290	-27	+16
Silico Manganese ¹	India Exports	25-150 mm, HC 65-16	\$960	-62	-248	-263	+6	+45
Ferro Manganese ²	Ex-Durgapur	10-150 mm, MC (Mn 70% min)	₹105,050	-7,362	-18,675	-14,150	+14,038	+18,300
Ferro Manganese ¹	Ex-Raipur	25-150 mm, HC 70%	₹75,162	-4,225	-17,213	-17,568	+3,517	+8,257
Ferro Manganese ¹	India Exports	25-150 mm, HC 70%	\$924	-64	-190	-204	+65	+109
Ferro Manganese ¹	India Exports	25-150 mm, HC 75%	\$992	-63	-231	-233	+34	+79
Ferro Chrome ³	Ex-Jajpur	10-150mm, HC 60%, Si- 4%	₹104,833 /lb	-4,150	-3,805	-1,977	-4,629	-11,678
Ferro Chrome ²	Ex-China	10-150mm, HC 60% (cents/lb)	95 /lb	-3	-4	-4	-3	-2
Ferro Silicon ³	Ex-Bhutan	25-150 mm, FeSi 70%	₹89,533	-4,111	-7,879	-9,945	-9,778	-12,745
Ferro Silicon ³	Ex-Guwahati	25-150 mm, FeSi 70%	₹88,611	-4,033	-8,377	-11,778	-10,111	-13,445
Noble Ferro Alloys ³	Ex-Plant Nagpur	10-100 mm, Mo: 60%	₹2,490,000	-164,222	-272,875	-158,650	+104,375	+105,556
Noble Ferro Alloys ²	Ex-Rotterdam	Mo:65-70%, 10-150mm	\$51	-1	-1	+1	+4	+3
Noble Ferro Alloys ²	Ex-Liaoning, China	V: 50%, 10-150mm	¥87,000	-3,300	-6,500	-5,800	-2,000	-7,875
Noble Ferro Alloys ²	Europe Exports	V:80%	\$26	-1	-2	-1	0	-2
Manganese Ore ³	MOIL	Lumps, Lumps, Mn 44%, Fe 7%	₹26,951 /dmtu	-2,995	-2,408	+5,204	+11,417	+12,296
Manganese Ore ³	MOIL	Lumps, Mn 37%, Fe 7.5%	₹15,146 /dmtu	-5,601	-7,405	-2,201	+15,146	+1,672
Manganese Ore ²	India Imports	Lumps, Mn 37%, (South African origin) (USD/dmtu)	\$4 /dmtu	-1	-2	-2	0	0
Chrome Ore ³	OMC	Friable 54%+	₹38,085	-202	-2	+4,985	+6,501	-4,947
Chrome Ore ³	OMC	Friable 52-54%	₹34,119	+1,935	+939	+8,611	+5,964	-5,942
Met Coke ²	India Imports	64% CSR, Japan origin	\$357	-3	-3	-11	-18	-18
Billet ¹	Exw-Raipur	100x100mm, IS 2831	₹38,504	-865	-4,042	-6,033	-4,354	-1,323
Billet ¹	DAP-Mandi Gobindgarh	100x100mm, IS 2831	₹41,984	-1,512	-3,660	-5,055	-4,193	-762
Billet ¹	DAP-Mumbai	100x100mm, IS 2831	₹41,024	-683	-3,468	-6,128	-3,545	-1,705
Hrc ³	Exy-Mumbai	2.5-8mm / CTL, IS2062, Gr E350 Br.	₹53,533	-1,745	-3,317	-3,567	-2,111	-2,217
Stainless Steel ²	316 Grade, HRC, Exw-Mumbai	3-25 mm, No. 1 Finish	₹311,000	+3,200	+1,250	+1,300	+5,125	+6,250
Stainless Steel ²	304 Grade, HRC, Exw-Mumbai	3-25 mm, No. 1 Finish	₹180,250	+3,050	+1,500	+1,850	+5,500	+2,500

1-Daily Assessment, 2-Weekly Assessment, 3-Monthly Assessment, W-O-W:Week On Week, 1M: Change over last month, 3M: Change over last 3 months

Snapshot | India's Ferro Alloy Statistics

Product	Unit	Quantity	Latest Month	Quantity	Previous Month	% Change M-o-M	Total 2023
Export							
Ferro Silico Manganese	MT	102,552	June'24	84,119	May'24	22	1,150,908
Ferro Manganese	MT	66,073	June'24	52,400	May'24	26	618,628
Ferro Chrome	MT	50,806	June'24	44,442	May'24	14	827,244
Ferro Silicon	MT	3,566	June'24	2,672	May'24	33	32,043
Import							
Manganese Ore	MT	814,901	August'24	898,693	July'24	-9	5,345,551
Ferro Silico Manganese	MT	2,742	August'24	1,338	July'24	105	33,262
Ferro Manganese	MT	974	July'24	504	June'24	93	16,673
Chrome Ore	MT	7,829	August'24	15,958	July'24	-51	152,758
Ferro Chrome	MT	819	August'24	1,431	July'24	-43	30,319
Ferro Silicon	MT	57,248	August'24	14,287	July'24	301	187,766

Manganese Ore Market Update



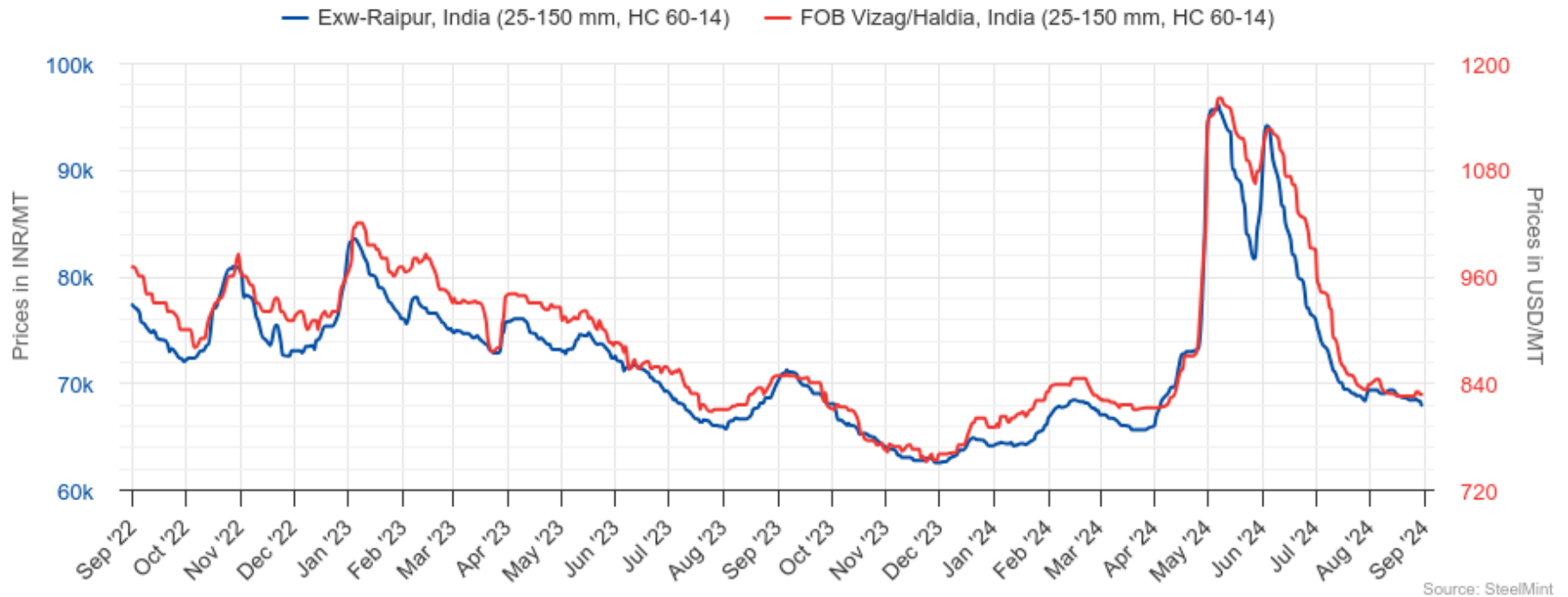
Monthly Average Price Table

Month	CNF, India	CNF, India	CNF, China	Exm- MOIL, India	Sentiments
	Lumps, Mn 37%, (South African origin) (USD/dmtu)	Lumps, Mn 44% (USD/dmtu)	Lumps, Mn 37% (USD/dmtu)	Lumps, Mn 37%, Fe 7.5%	
Jun-23	3.91	5	4	12,310	<p>What happened</p> <ul style="list-style-type: none"> Imported manganese ore prices (46%, 44%, and 37% lumps) declined 19% (\$1.5/dmtu) m-o-m in August 2024. Subdued demand for manganese alloys, in both domestic and export markets, is the primary driver of this price correction. Key domestic miner MOIL also adjusted prices for August, with lower grades down by 27% m-o-m and higher grades down by 10% m-o-m. <p>What may happen</p> <ul style="list-style-type: none"> Manganese ore prices might move downward in the near term due to tepid alloy demand and cautious smelter buying. Domestically, MOIL's September delivery prices of lower-grade ores dropped 15% m-o-m, while those of higher grades (above 44%) declined 20% m-o-m. Global steel output and export trends will shape future price movements.
Jul-23	3.78	5	4	12,010	
Aug-23	3.74	5	4	11,410	
Sep-23	3.70	4	4	11,800	
Oct-23	3.74	4	4	11,980	
Nov-23	3.74	4	4	12,220	
Dec-23	3.68	4	4	12,220	
Jan-24	3.82	4	4	12,220	
Feb-24	3.95	4	4	12,830	
Mar-24	4.14	4	4	13,470	
Apr-24	4.45	5	4	-	
May-24	6.09	7	6	17,350	
Jun-24	6.26	8	6	22,550	
Jul-24	5.10	9	5	20,750	
Aug-24	4.15	7	4	15,150	

Note:

Basic Price, Exclusive of MP Tax (5%), Royalty (5%), DMF(30% on Royalty), NMET (2% on Royalty) and GST(5%)
 CNF prices in USD/MT. Domestic prices in INR/MT.

Silico Manganese Market Update



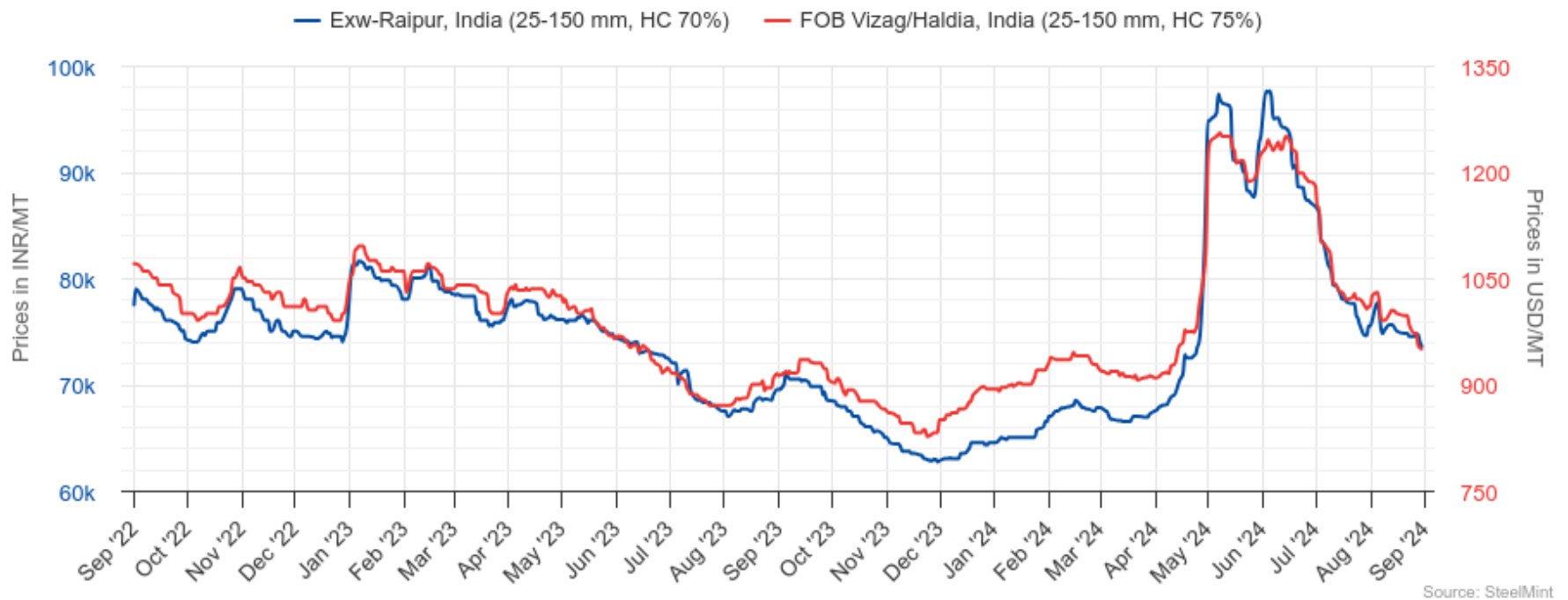
Monthly Average Price Table

Month	Exw-Durgapur, India	Exw-Raipur, India	FOB India	FOB India	Sentiments
	25-150 mm, HC 60-14	25-150 mm, HC 60-14	25-150 mm, HC 60-14	25-150 mm, HC 65-16	
Jun-23	70,240	70,900	864	940	<p>What happened</p> <ul style="list-style-type: none"> Domestic silico manganese prices in India experienced a significant downward correction in August. Prices of the 60-14 grade plummeted by INR 2,000/tonne (t) (USD 24/t), settling at INR 68,300-68,800/t (\$814-\$820/t) exw. Weak demand from local steel mills and limited export opportunities, exacerbated by container shortages and high freight costs, pushed down prices. <p>What may happen</p> <ul style="list-style-type: none"> Given these prevailing conditions, silico manganese prices are projected to experience a downward correction in the near term. The softening manganese ore market and subdued alloy demand are expected to exert downward pressure on silico manganese prices.
Jul-23	66,080	67,040	828	885	
Aug-23	66,630	67,270	824	886	
Sep-23	68,620	69,790	841	932	
Oct-23	64,540	65,640	793	886	
Nov-23	62,290	63,050	762	841	
Dec-23	63,280	63,760	778	870	
Jan-24	64,610	64,580	805	903	
Feb-24	67,830	67,810	837	937	
Mar-24	66,060	66,160	815	915	
Apr-24	70,590	71,860	858	954	
May-24	87,930	89,900	1,121	1,223	
Jun-24	83,670	84,880	1,073	1,208	
Jul-24	70,380	70,950	884	1,022	
Aug-24	68,330	68,810	831	960	

Note:

Excluding GST
Domestic prices in INR/MT. FOB prices in USD/MT.

Ferro Manganese Market Update



Monthly Average Price Table

Month	Exw-Durgapur, India	Exw-Raipur, India	FOB India	FOB India	Sentiments
	25-150 mm, HC 70%	25-150 mm, HC 70%	25-150 mm, HC 70%	25-150 mm, HC 75%	
Jun-23	72,910	73,360	900	945	
Jul-23	68,570	69,440	843	888	
Aug-23	67,620	67,990	836	889	
Sep-23	69,120	69,960	837	924	
Oct-23	66,220	66,730	797	884	
Nov-23	63,190	63,640	764	842	
Dec-23	63,470	63,700	777	872	
Jan-24	65,010	65,130	805	903	
Feb-24	67,970	67,710	836	935	
Mar-24	66,980	66,910	815	913	
Apr-24	71,180	71,650	859	958	
May-24	93,070	92,730	1,128	1,225	
Jun-24	92,490	92,380	1,114	1,223	
Jul-24	79,270	79,390	988	1,055	
Aug-24	75,050	75,160	924	992	

What happened

- Ferro manganese (HC70%) prices in India witnessed a fall of INR 4,275/t (\$51/t) m-o-m in August, settling at INR 79,350/t (\$945/t). Prices fell, as subdued demand persisted, and procurements were done mostly on a need basis.

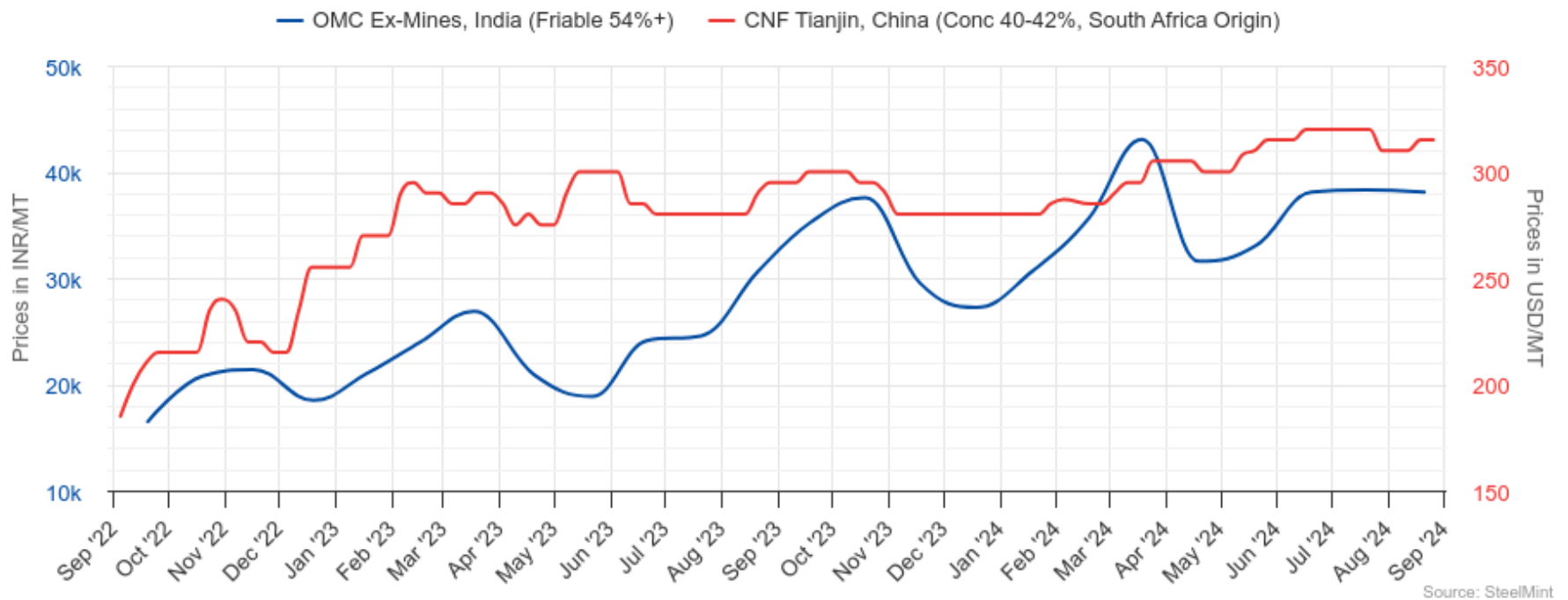
What may happen

- Ferro manganese prices are unlikely to witness a significant gain because of sluggish demand. They may also remain stable depending on domestic and global market trends.

Note:

Excluding GST
Domestic prices in INR/MT. FOB prices in USD/MT.

Chrome Ore Market Update



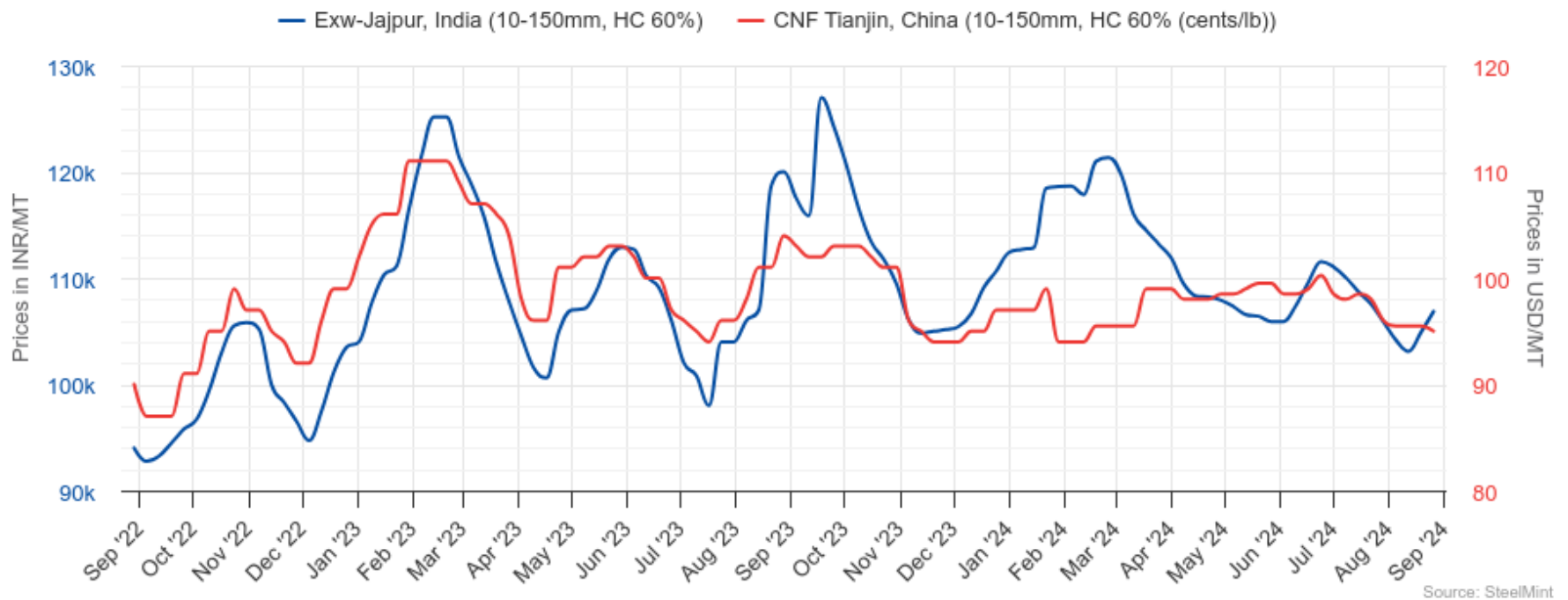
Monthly Average Price Table

Month	OMC ,Ex-Mines Friable 54%+	OMC,Ex-Mines Lumps, Friable 48-50%	South African Chrome ore Conc 40-42%, S. Africa	Turkish Chrome ore Conc 46-48%, Turkish	Sentiments
Jun-23	24,120	19,320	288	375	<p>What happened</p> <ul style="list-style-type: none"> Odisha Mining Corporation (OMC) sold 54,800 t of chrome ore, with bid prices rising by 2-26% (INR 508-4,946/t) for most grades compared to July. Premiums of 20-84% (INR 3,300-17,400/t) were also achieved for grades above 42%. Imported chrome ore prices were slightly down by \$9/dmt m-o-m in August 2024. Monthly average UG2 chrome ore prices were around \$312/dmt, whereas Turkish prices were around \$423/dmt. The given prices are FOB China. <p>What may happen</p> <ul style="list-style-type: none"> Ferro chrome prices showed signs of improvement in the beginning of September. However, prices seem to be volatile, and chrome ore market dynamics will largely depend on ferro chrome and stainless steel demand.
Jul-23	24,570	20,660	280	362	
Aug-23	30,600	26,210	285	372	
Sep-23	35,250	28,760	298	398	
Oct-23	37,540	29,840	296	395	
Nov-23	29,540	23,420	280	378	
Dec-23	27,240	23,870	280	370	
Jan-24	30,670	25,590	281	379	
Feb-24	35,660	27,340	286	383	
Mar-24	43,030	26,420	296	400	
Apr-24	31,580	24,840	303	413	
May-24	33,100	24,910	308	410	
Jun-24	38,090	24,790	318	426	
Jul-24	38,290	24,150	318	434	
Aug-24	38,090	23,720	312	422	

Note:

Basic. Taxes Extra
Domestic prices in INR/MT. CNF prices in USD/MT.

Ferro Chrome Market Update



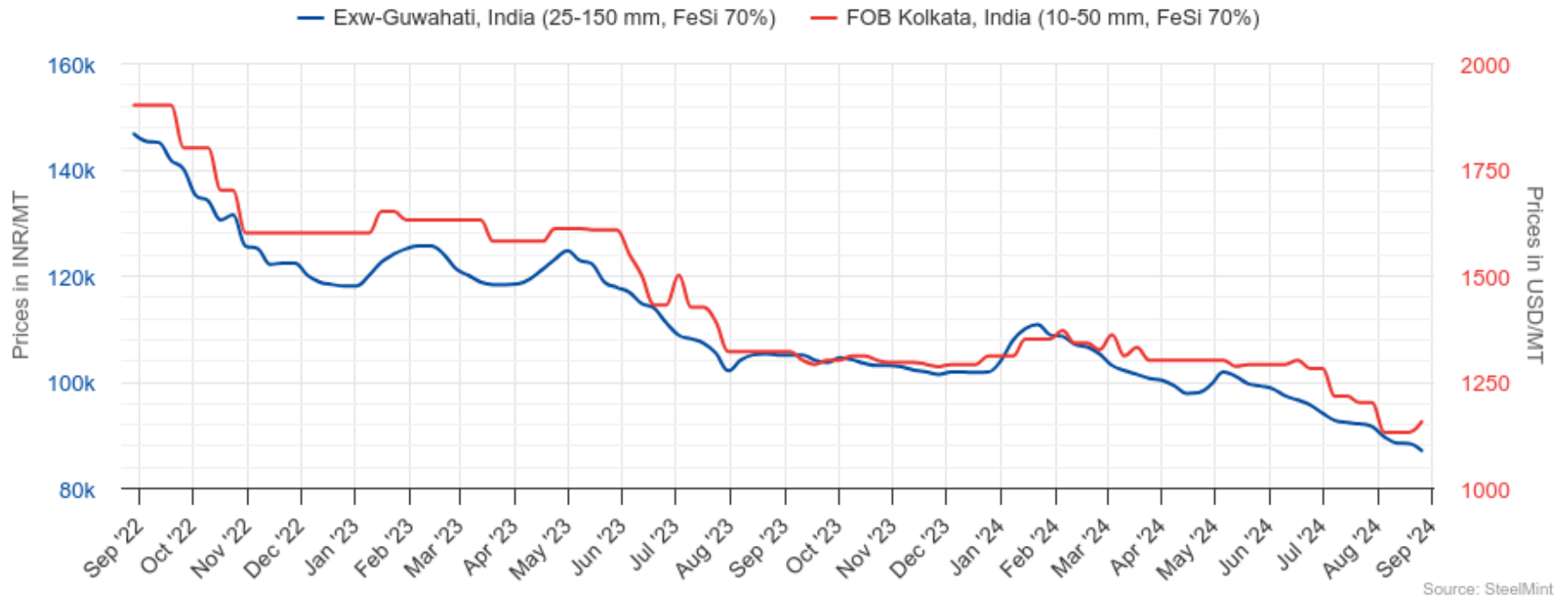
Monthly Average Price Table

Month	Exw-Jajpur, India	CNF, China	CNF, South Korea	CNF, Japan	Sentiments
	10-150mm, HC 60%, Si-4%	10-150mm, HC 60% (cents/lb)	10-50mm, HC 60% (cents/lb)	10-50mm, HC 60% (cents/lb)	
Jun-23	110,180	100	106	107	<p>What happened</p> <ul style="list-style-type: none"> Indian ferro chrome prices fall by INR 3,800/t (\$46/t) m-o-m to INR 104,800/t exw-Jajpur in August, reaching an eight-month low (as per BigMint's data). Weak demand and mismatched bids hindered deals. However, the chrome ore auction of OMC saw a surge in bids, with premiums going up to 2-26% for most grades. Bids also increased by 3% m-o-m at an auction conducted by FACOR towards the end of the month. This suggests a potential shift in market sentiments. <p>What may happen</p> <ul style="list-style-type: none"> Ferro chrome prices seem to be on an uptrend. However, the extent of increase will depend on buyers' acceptance of offers, a hike in stainless steel prices, and a potential increase in bids in the latest chrome ore auctions.
Jul-23	101,200	95	103	104	
Aug-23	111,140	100	105	106	
Sep-23	121,150	102	109	110	
Oct-23	115,580	102	108	110	
Nov-23	106,190	96	103	104	
Dec-23	107,670	95	102	103	
Jan-24	114,590	97	102	105	
Feb-24	119,340	95	100	106	
Mar-24	116,510	97	102	108	
Apr-24	109,460	98	102	108	
May-24	106,810	99	102	108	
Jun-24	108,640	99	101	107	
Jul-24	108,980	98	101	102	
Aug-24	104,830	95	99	100	

Note:

Excluding GST
 Domestic prices in INR/MT. CNF prices in CEN/MT.

Ferro Silicon Market Update



Monthly Average Price Table

Month	Exw - Guwahati, India	Exw - Phuentsholing, Bhutan	FOB, India	FOB, China	Sentiments
	25-150 mm, FeSi 70%	25-150 mm, FeSi 70%	10-50 mm, FeSi 70%	10-50 mm, FeSi 75%	
Jun-23	115,000	115,780	1,503	1,433	
Jul-23	107,840	108,620	1,435	1,346	
Aug-23	103,640	103,780	1,320	1,322	
Sep-23	104,520	105,060	1,306	1,334	
Oct-23	103,750	103,580	1,305	1,222	
Nov-23	102,410	102,400	1,294	1,105	
Dec-23	101,700	101,610	1,293	1,099	
Jan-24	108,170	108,210	1,330	1,214	
Feb-24	107,280	107,430	1,344	1,240	
Mar-24	102,060	102,280	1,325	1,242	
Apr-24	98,720	99,310	1,300	1,201	
May-24	100,390	99,480	1,292	1,248	
Jun-24	96,990	97,410	1,290	1,276	
Jul-24	92,640	93,640	1,222	1,294	
Aug-24	88,610	89,530	1,136	1,315	

What happened

- Indian ferro silicon (70%) prices fell by around INR 4,000/t (\$48/t) m-o-m in August, as lower offers from Bhutan exerted an influence on the domestic market. India's monthly average price was INR 86,600/t (\$1,031/t) exw-Guwahati, while Bhutan's was around INR 89,500/t (\$1,066/t) exw.

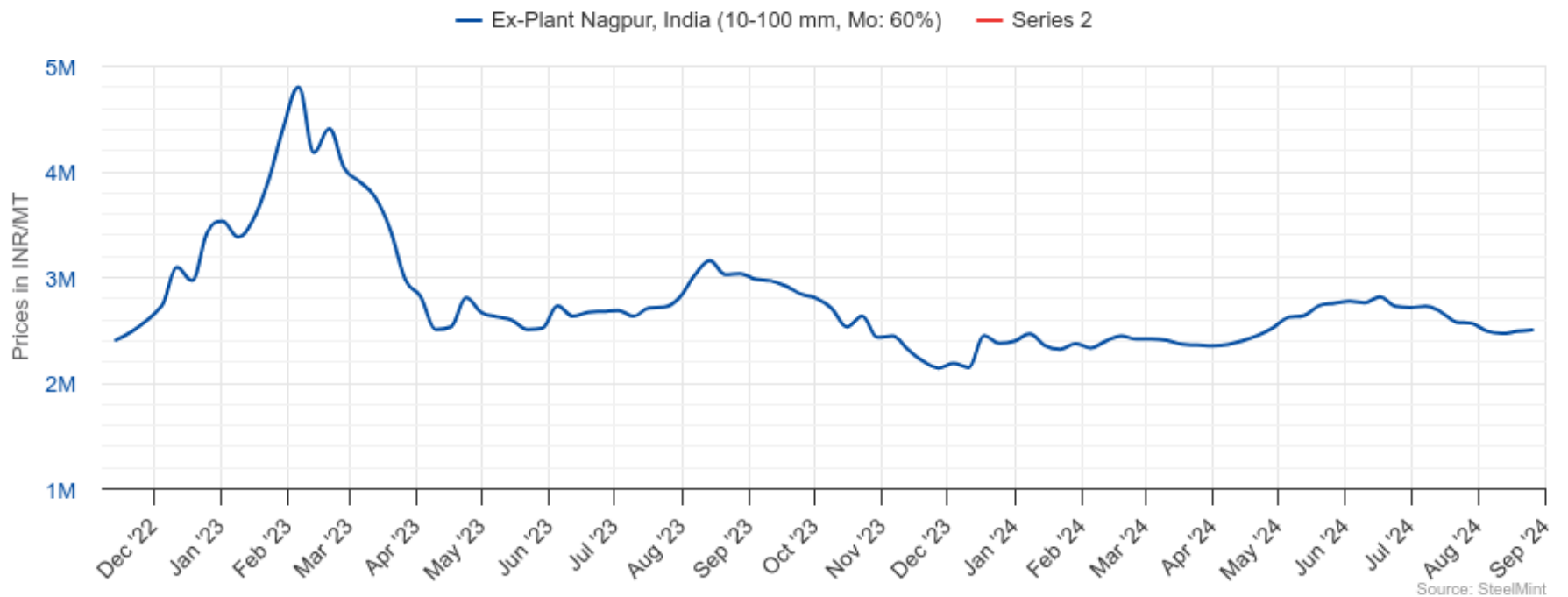
What may happen

- Bhutan's ferro silicon prices dropped to INR 88,000/t (\$1,048/t) for September, a drop of INR 3,000/t (\$36/t) m-o-m, due to less demand and the need to align with offers from Indian producers. Prices may see minor fluctuations over the month.

Note:

Excluding GST
Domestic prices in INR/MT. FOB prices in USD/MT.

Ferro Molybdenum Market Update

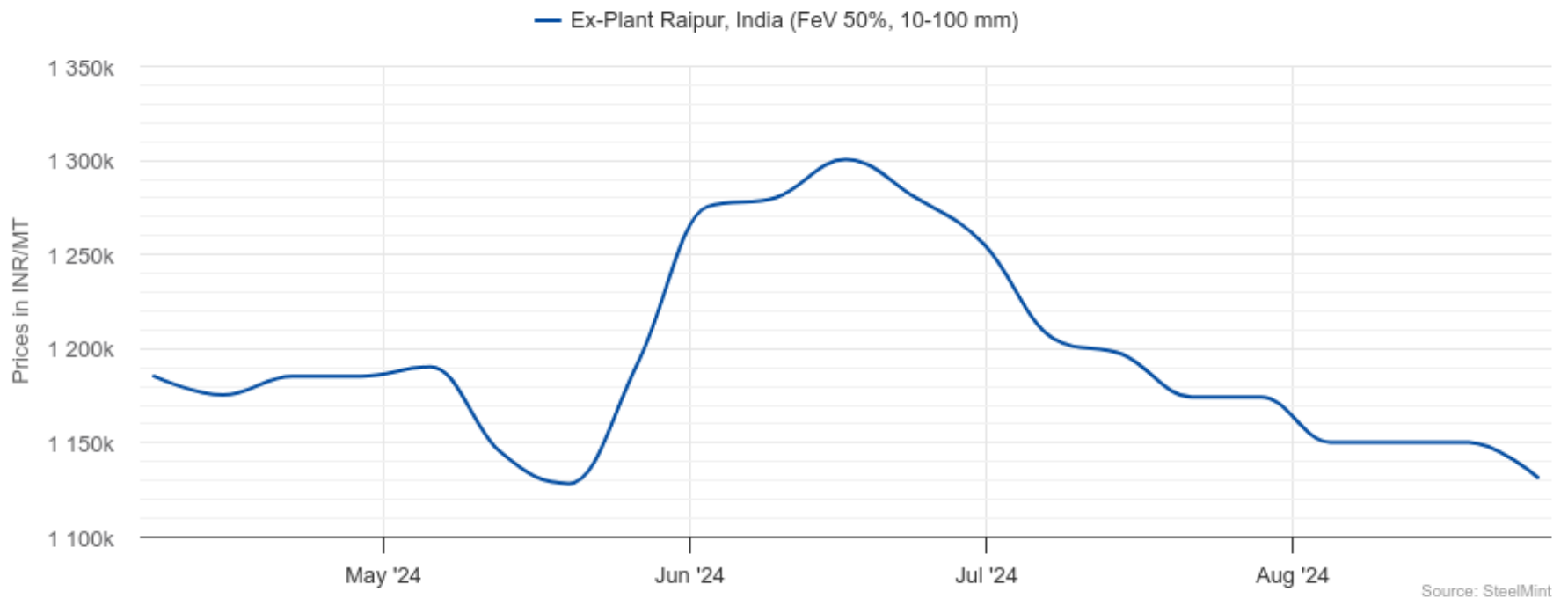


Monthly Average Price Table

Month	Ex-Plant Nagpur, India	Sentiments
	10-100 mm, Mo: 60%	
Jun-23	2,671,030	<p>What happened</p> <ul style="list-style-type: none"> Ferro molybdenum prices were down by around INR 164,200/t (\$1,955/t) m-o-m in August due to limited inquiries, which prompted panic sales. Consequently, prices dropped, but demand failed to pick up in the domestic market. <p>What may happen</p> <ul style="list-style-type: none"> Although prices improved at the beginning of the month, future market trends will largely depend on the demand for stainless steel and the London Metal Exchange (LME) prices. These two will play a critical role in shaping upcoming price expectations.
Jul-23	2,680,000	
Aug-23	3,003,400	
Sep-23	2,920,500	
Oct-23	2,661,250	
Nov-23	2,302,400	
Dec-23	2,283,750	
Jan-24	2,376,000	
Feb-24	2,401,000	
Mar-24	2,384,440	
Apr-24	2,385,630	
May-24	2,648,650	
Jun-24	2,762,880	
Jul-24	2,654,220	
Aug-24	2,490,000	

Note:
Basic Prices, GST @ 18% Extra
Domestic prices in INR/MT.

Ferro Vanadium Market Update



Monthly Average Price Table

Month	Ex-Plant Raipur, India	Sentiments
	10-100 mm, FeV50%	
Apr-24	1,181,670	<p>What happened</p> <ul style="list-style-type: none"> Indian ferro vanadium prices sank by INR 55,900/t (\$666/t) m-o-m. Continued weak demand for special steels weighed on domestic ferro vanadium prices. Additionally, buyers' unwillingness to accept higher quotes compounded the decline in prices. <p>What may happen</p> <ul style="list-style-type: none"> Prices of ferro vanadium may witness a further fall this month following diminished demand. Furthermore, the removal of import duties on raw materials has compelled producers to bring down their quotes.
May-24	1,168,100	
Jun-24	1,283,750	
Jul-24	1,200,920	
Aug-24	1,145,310	

Note:

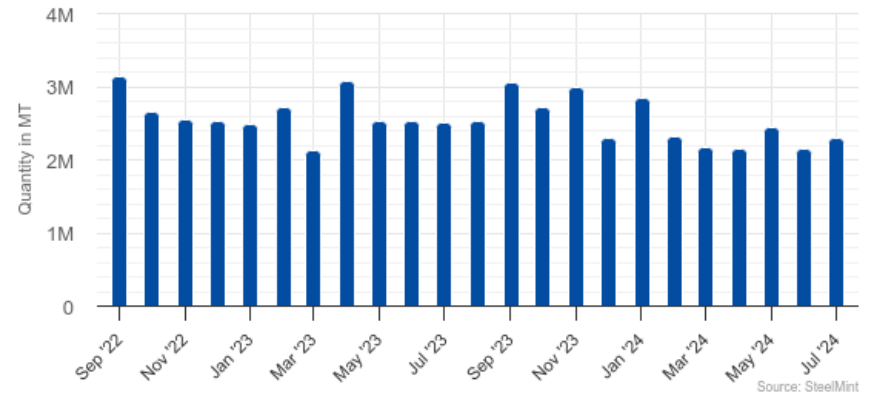
Basic Prices, GST @ 18% Extra & Loading Extra
Domestic prices in INR/MT.

Statistical Indicators

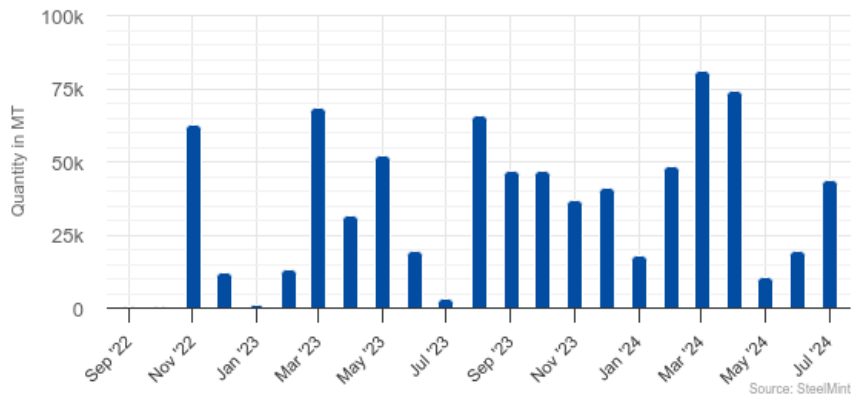
India - Manganese Ore Import



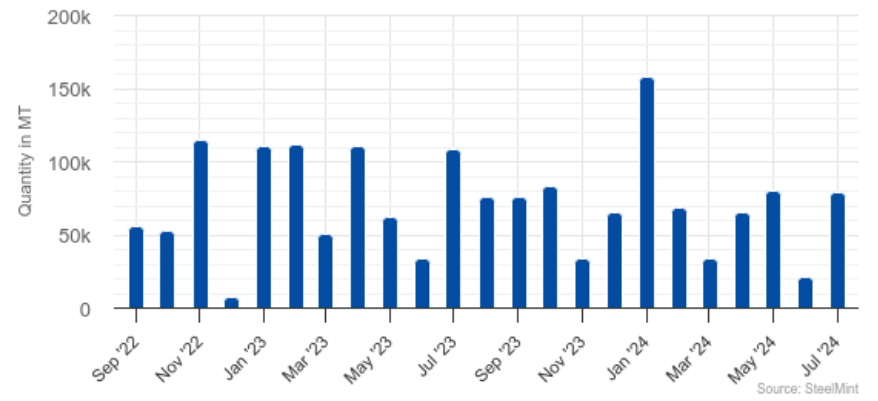
China - Manganese Ore Import



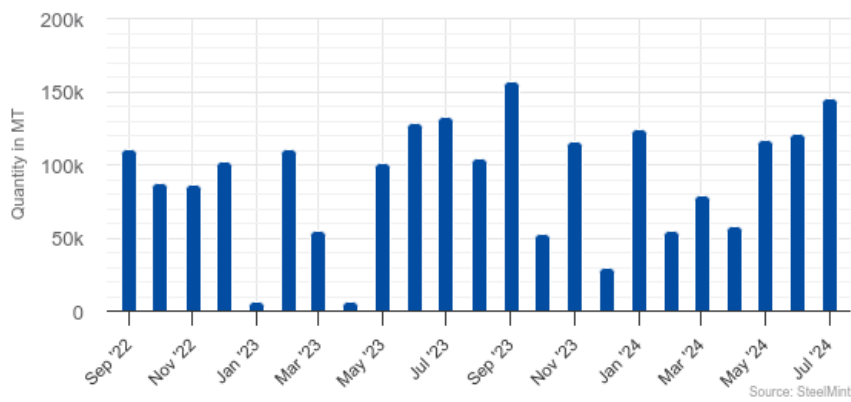
Indonesia - Manganese Ore Import



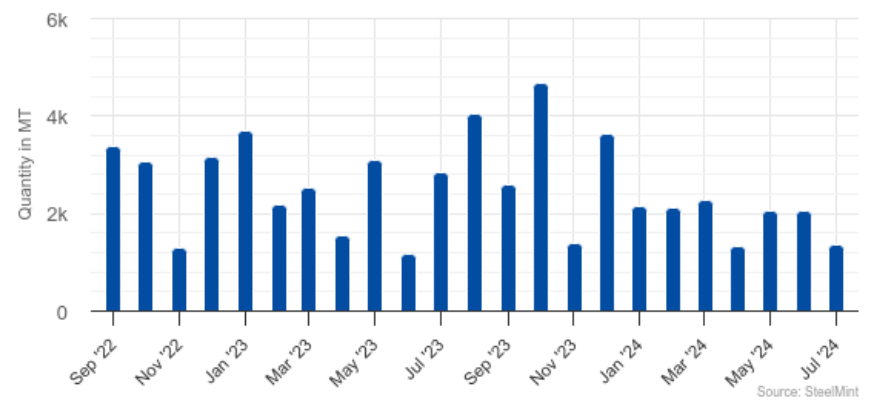
Japan - Manganese Ore Import



Norway - Manganese Ore Import



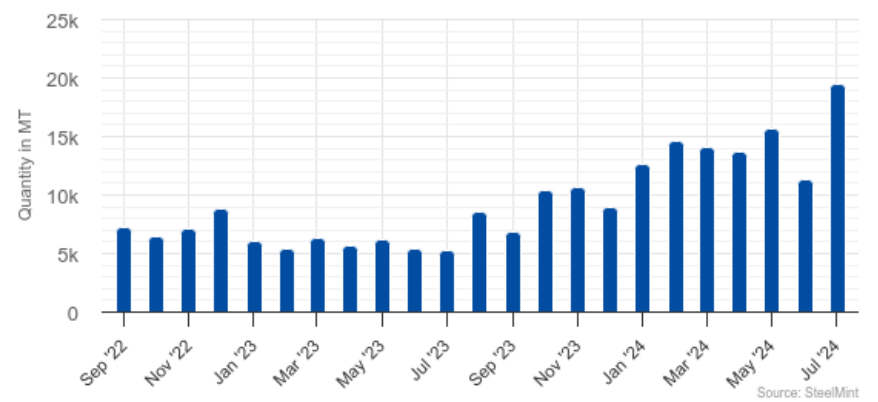
India - Silico Manganese Import



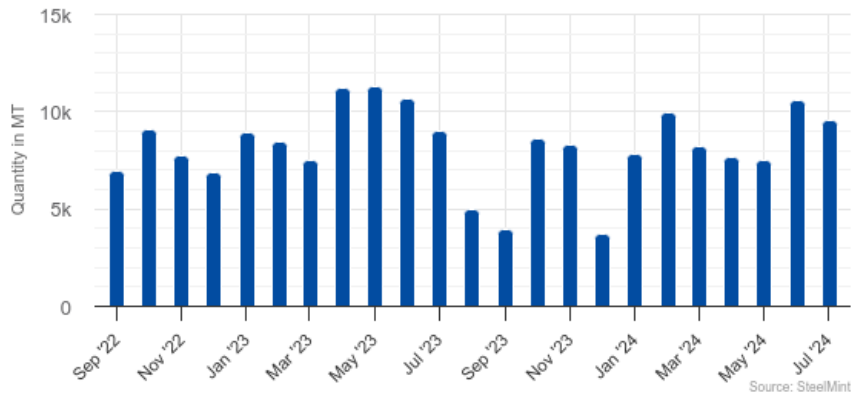
Japan - Silico Manganese Import



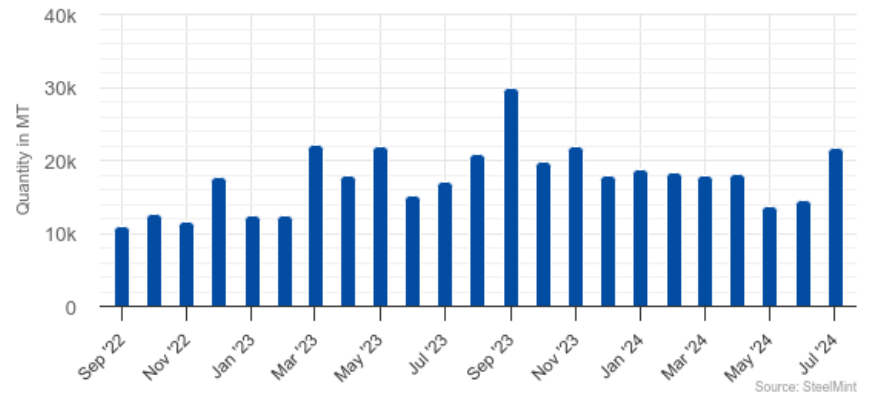
South Korea - Silico Manganese Import



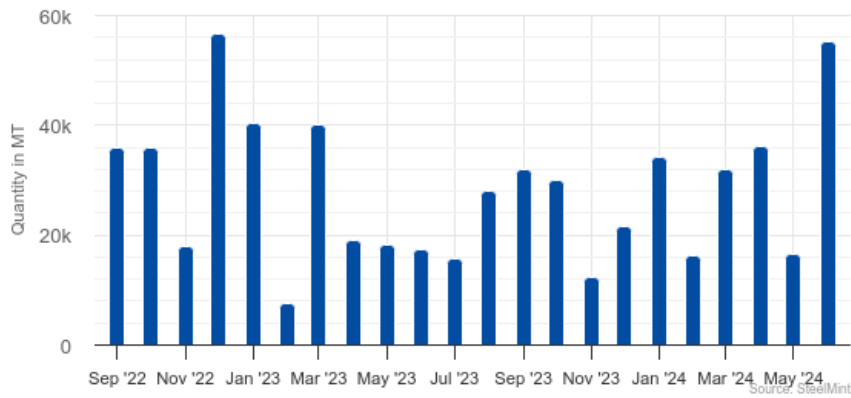
Taiwan - Silico Manganese Import



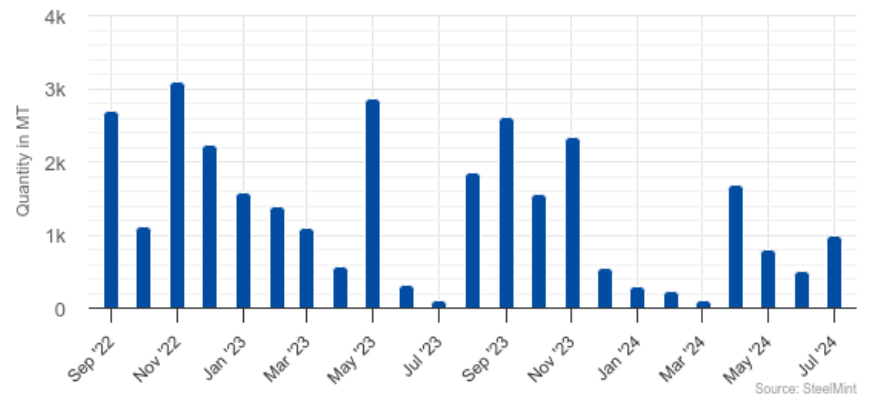
Turkey - Silico Manganese Import



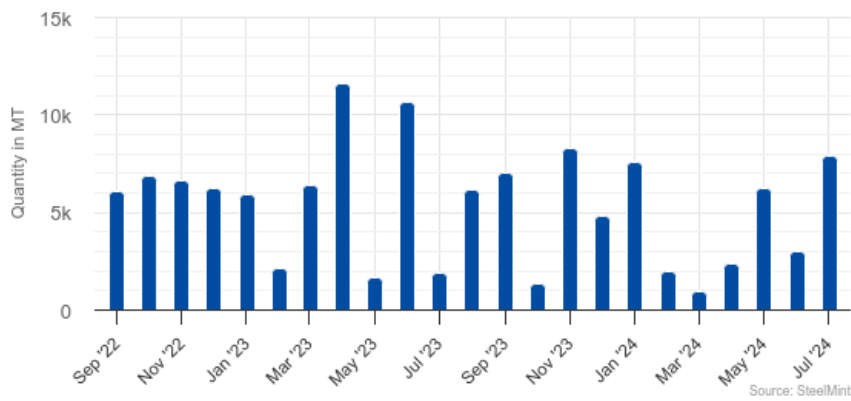
United States - Silico Manganese Import



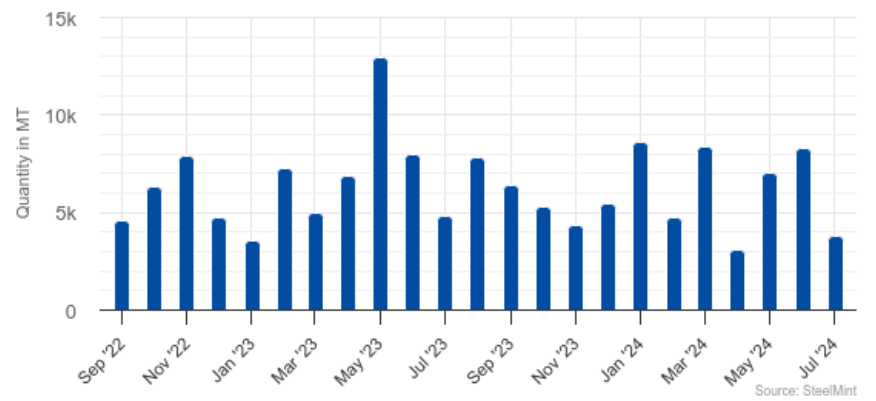
India - Ferro Manganese Import



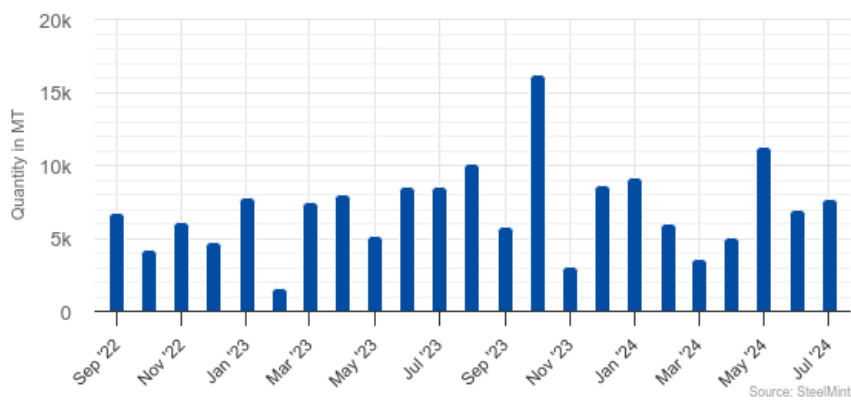
Japan - Ferro Manganese Import



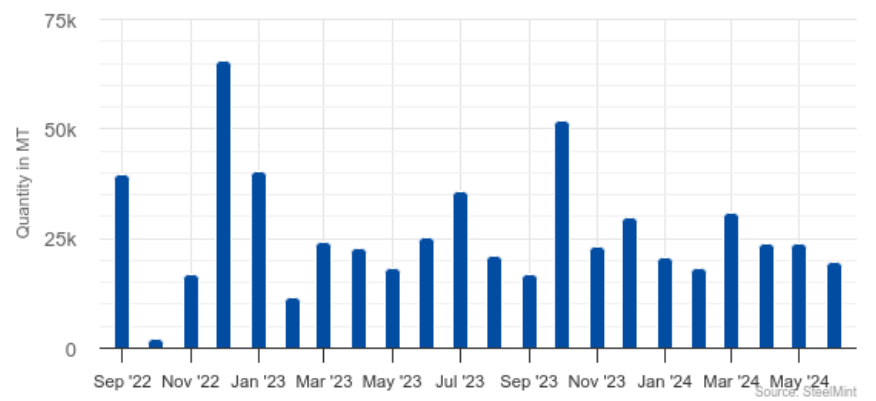
Taiwan - Ferro Manganese Import



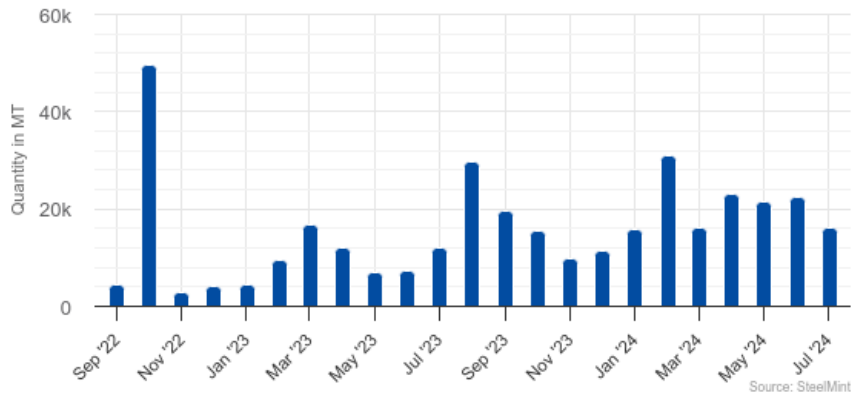
Turkey - Ferro Manganese Import



United States - Ferro Manganese Import



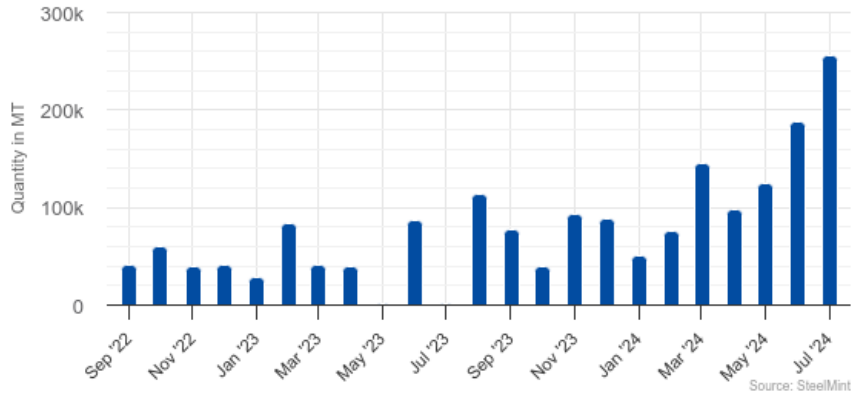
India - Chrome Ore Import



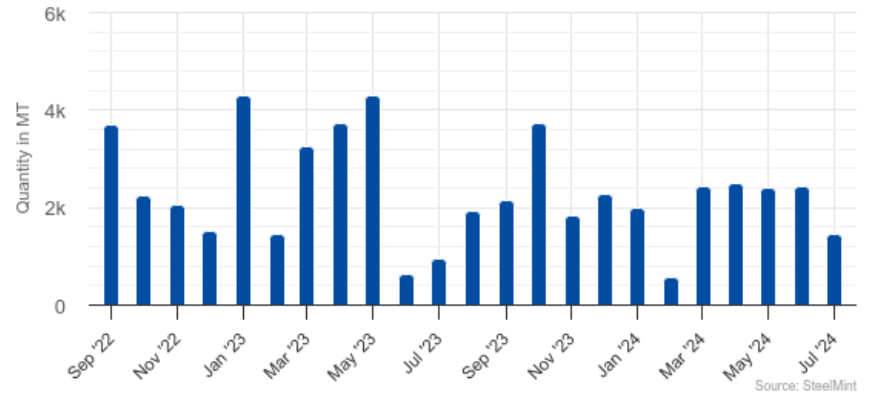
China - Chrome Ore Import



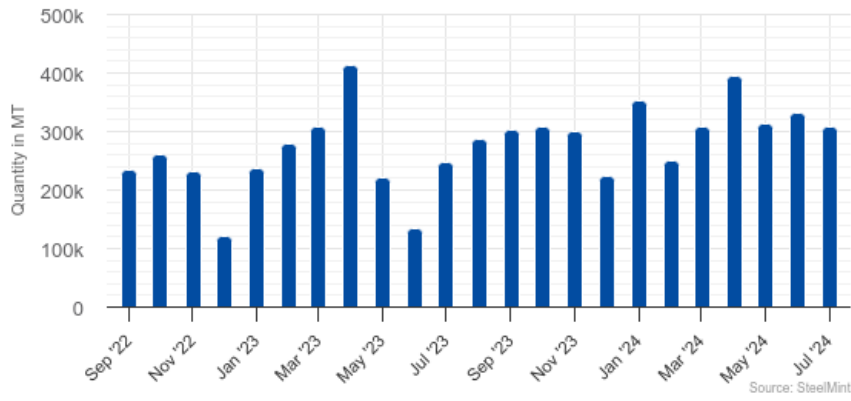
Indonesia - Chrome Ore Import



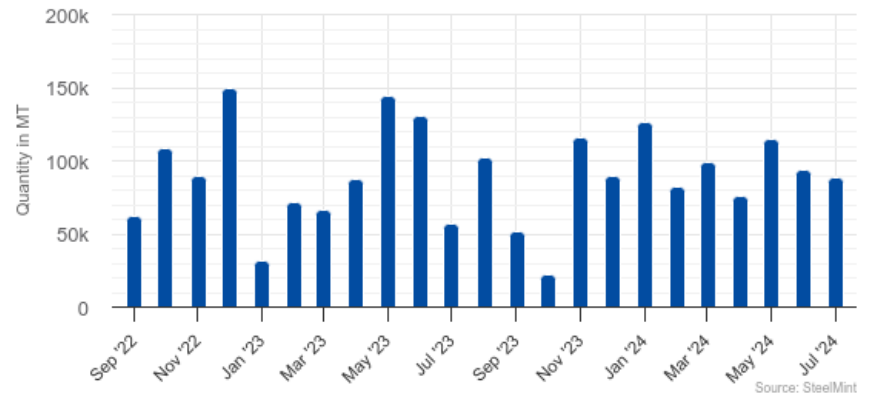
India - Ferro Chrome Import



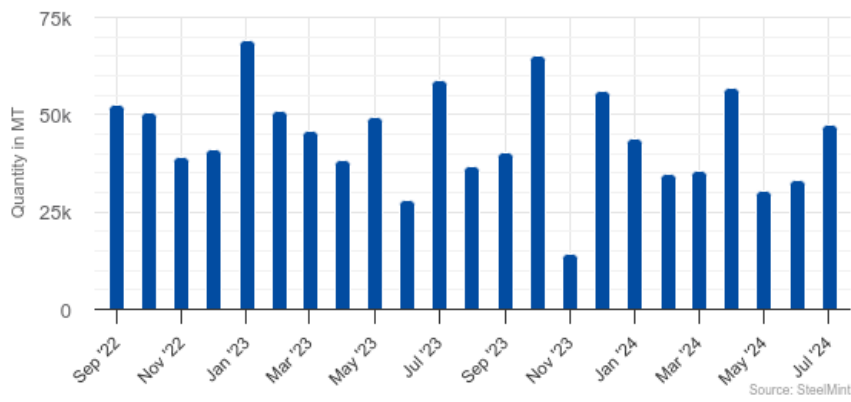
China - Ferro Chrome Import



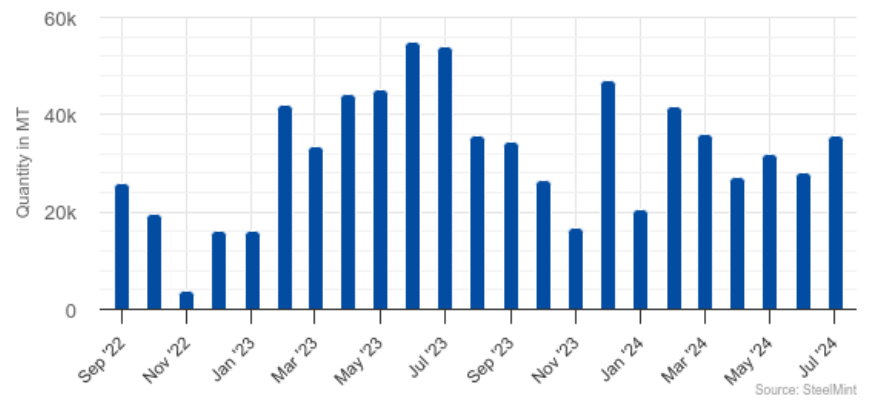
Indonesia - Ferro Chrome Import



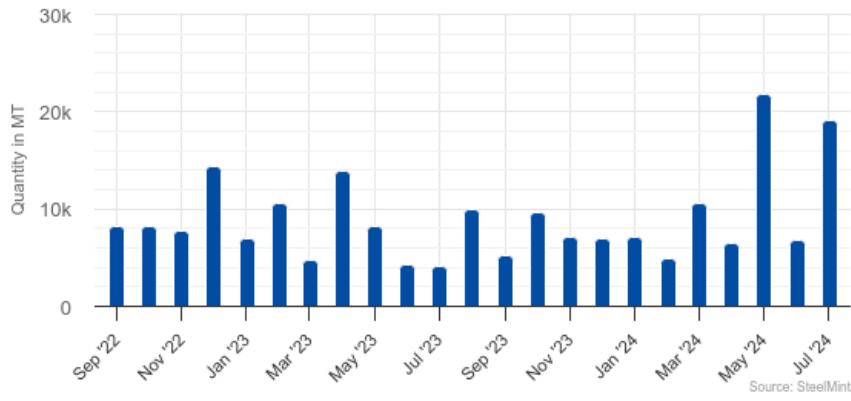
Japan - Ferro Chrome Import



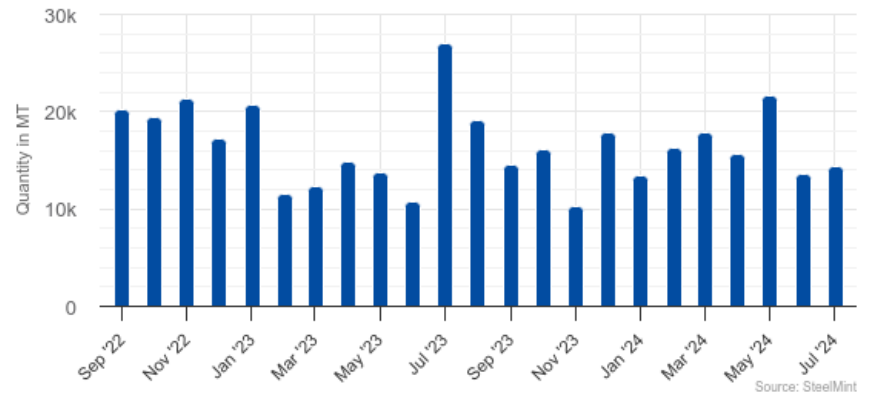
South Korea - Ferro Chrome Import



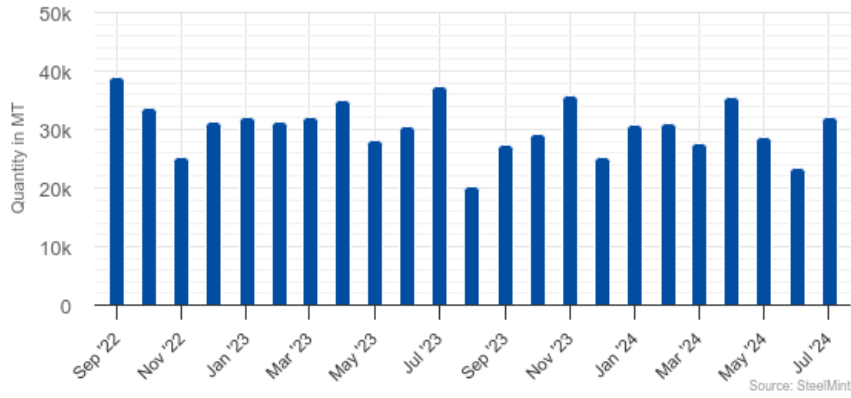
Taiwan - Ferro Chrome Import



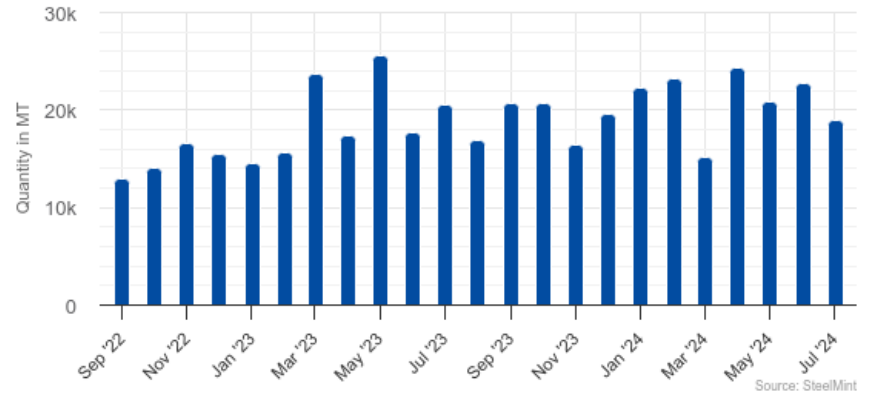
India - Ferro Silicon Import



Japan - Ferro Silicon Import



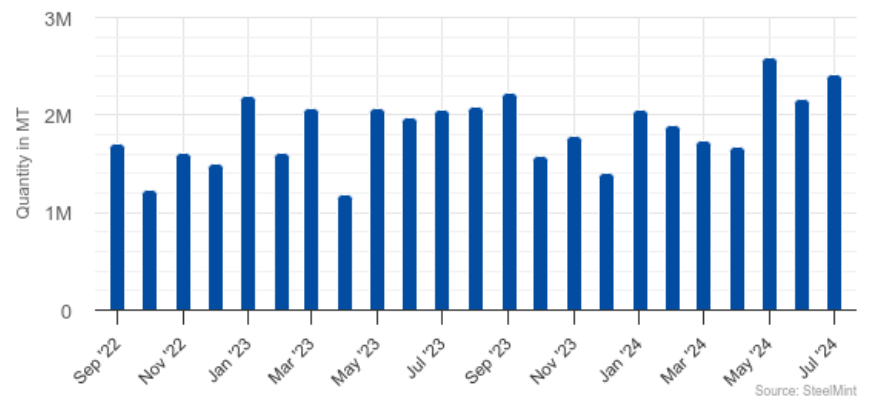
South Korea - Ferro Silicon Import



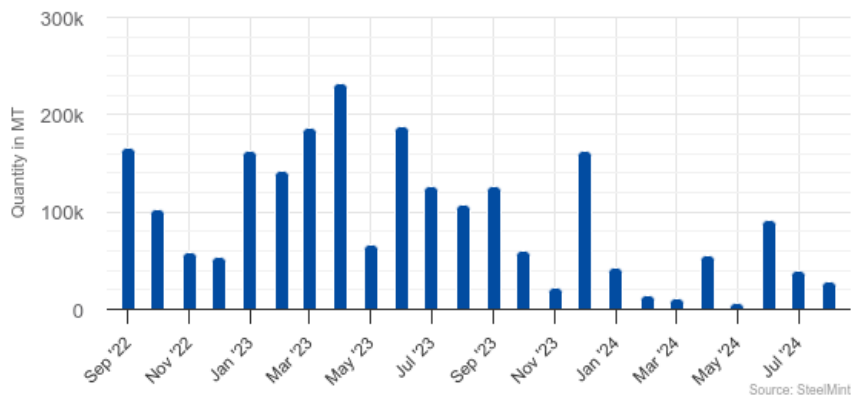
Taiwan - Ferro Silicon Import



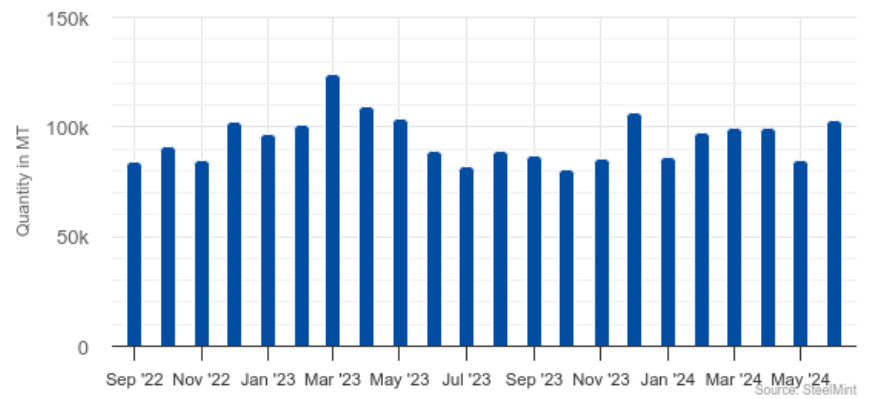
South Africa - Manganese Ore Export



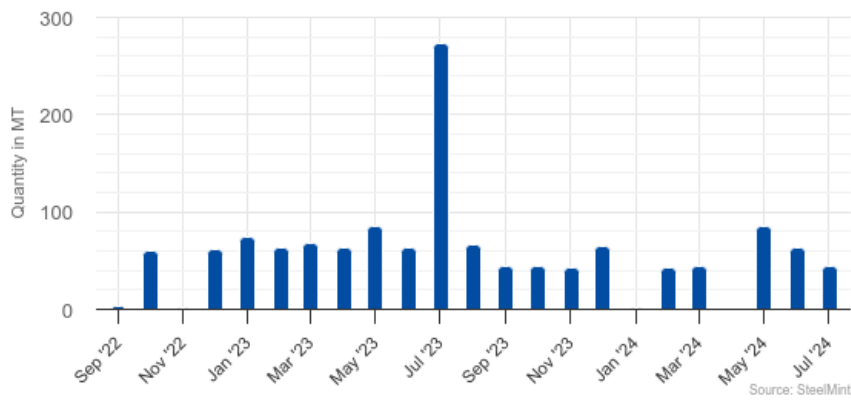
Brazil - Manganese Ore Export



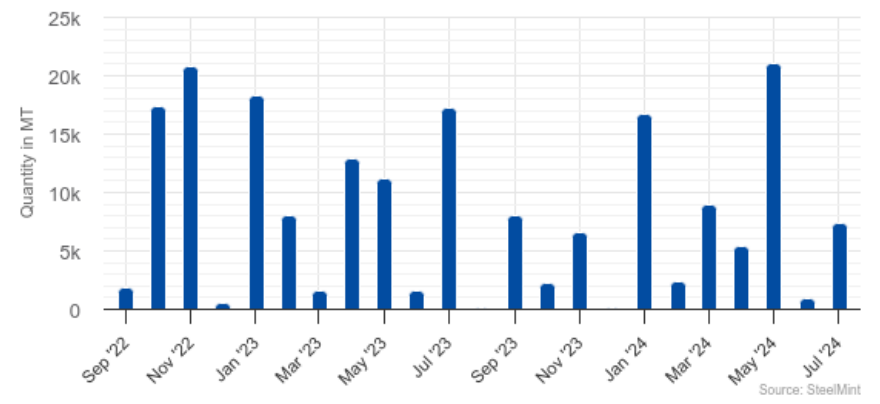
India - Silico Manganese Export



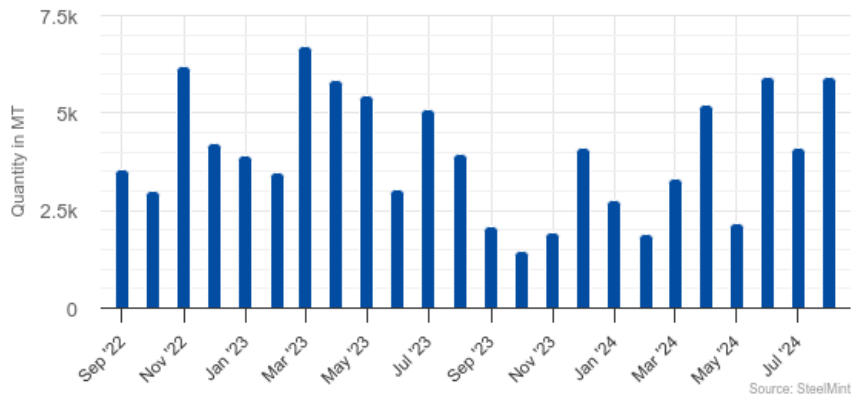
South Korea - Silico Manganese Export



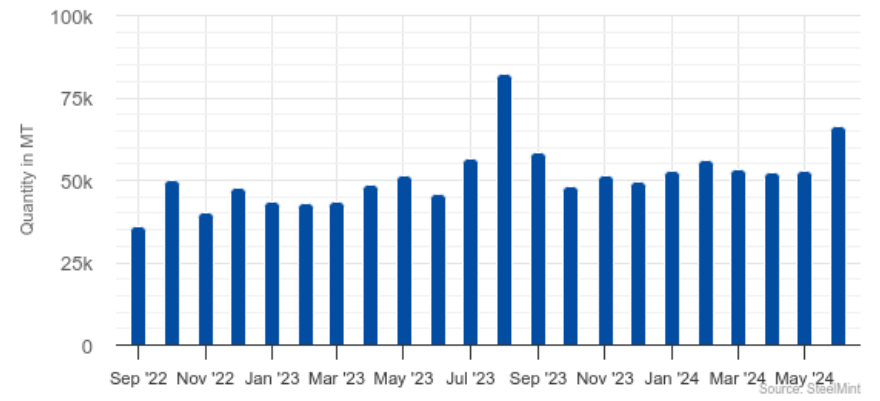
South Africa - Silico Manganese Export



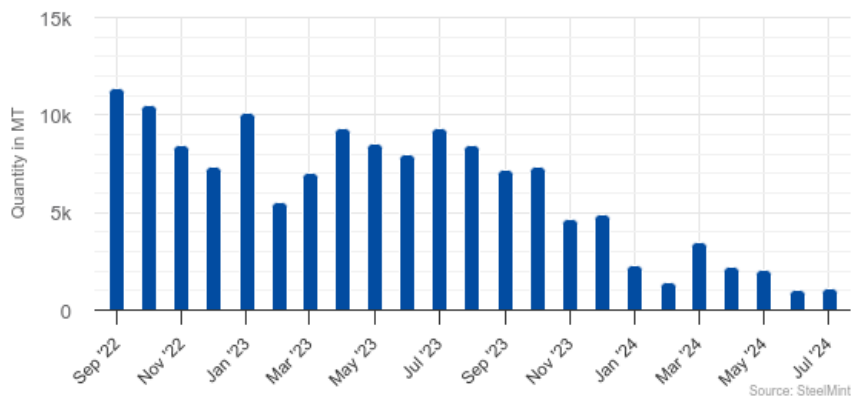
Brazil - Silico Manganese Export



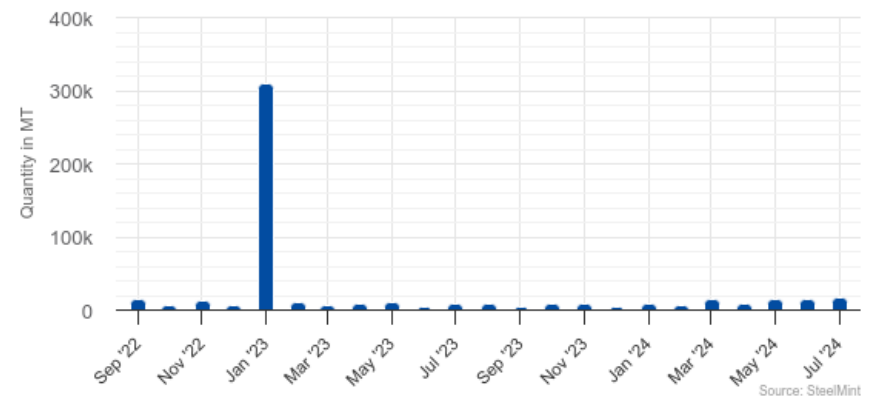
India - Ferro manganese Export



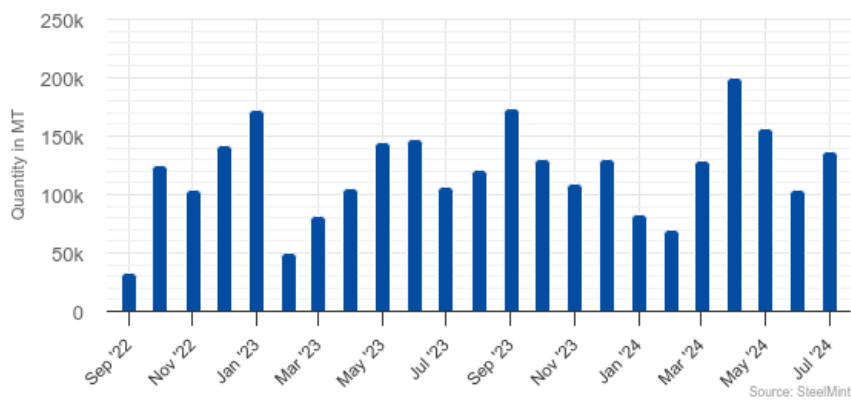
South Korea - Ferro manganese Export



South Africa - Ferro manganese Export



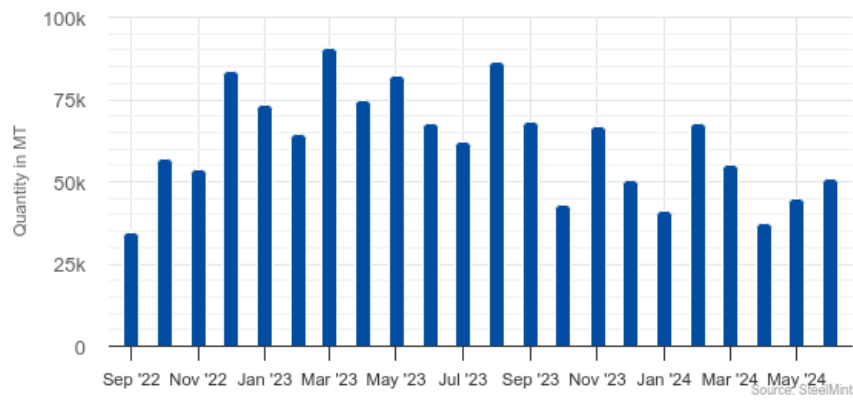
Turkey - Chrome Ore Export



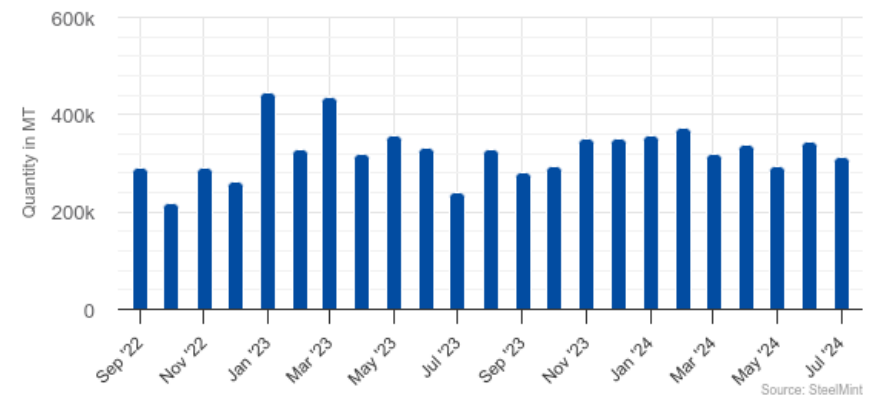
South Africa - Chrome Ore Export



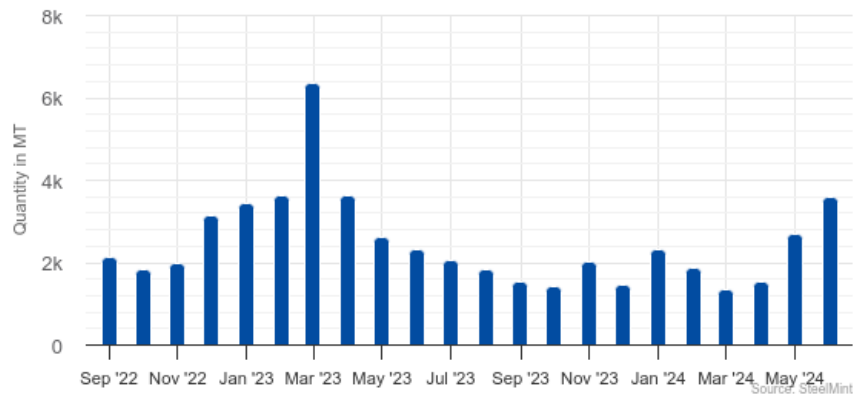
India - Ferro Chrome Export



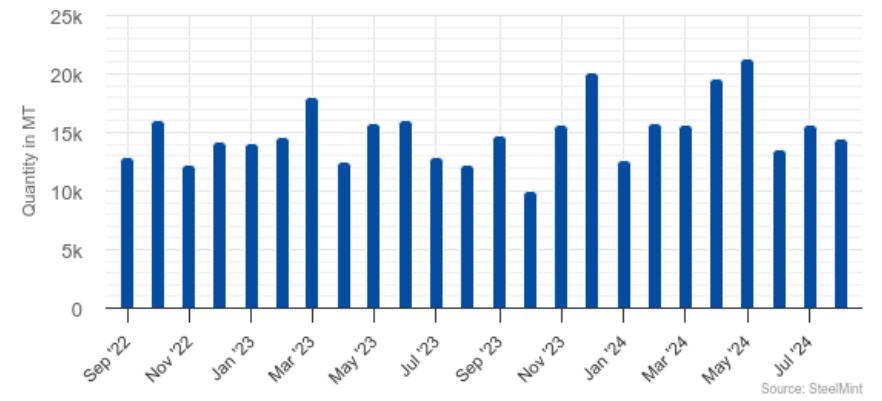
South Africa - Ferro Chrome Export



India - Ferro Silicon Export



Brazil - Ferro Silicon Export



Key Auction Results of Indian Ferro Alloys Industry

Ferro Alloys-Monthly auction result					
Company Name & Region	Material name, Grade & Size	Auction Date	Status (Purchase/Sell)	Qty booked (t)	Price (INR/t excluding taxes)
Vedanta -FACOR, Odisha	Ferro chrome, 10-150 mm (bigger lot)	29.07.2024	Sell	-	106,600 (ex-plant)
Vedanta -FACOR, Odisha	Ferro chrome, 10-20 mm	29.07.2024	Sell	-	101,000 (ex-plant)
RINL, Vizag	Ferro silicon, Si:70% min, 40-100 mm	05.08.2024	Purchase	2,400	117,500/t FOR including taxes
RINL, Vizag	LC Ferro manganese, Mn: 75% min, C:0.15% max, 10-100 mm	05.08.2024	Purchase	300	217,700/t FOR including taxes
BHEL, Haridwar	Ferro molybdenum, Mo: 60% min, 10-50mm	05.08.2024	Purchase	60	INR 2,704,700/t FOR including taxes
SAIL	Ferro silicon, Si:70% min, 40-100 mm	06.08.2024	Purchase	15,525	INR 93,620/t FOR excluding taxes
Vedanta -FACOR, Odisha	Ferro chrome, 10-150 mm (bigger lot)	07.08.2024	Sell	-	103,300 (ex-plant)
Vedanta -FACOR, Odisha	Ferro chrome, 10-150 mm (smaller lot)	07.08.2024	Sell	-	104,000 (ex-plant)
SAIL-Salem Steel Plant	MC silico manganese, Mn:55% min, C: 0.5% max, 10-70 mm	12.08.2024	Purchase	2,125	84,900/t FOR excluding taxes
SAIL, Bhilai	Silico manganese, 60-15, 10-50 mm	19.08.2024	Purchase	20,500	87,560/t FOR including taxes
OMC, Odisha	Ferro chrome, Cr-60-63%, 10-100 mm	20.08.2024	Sell	100	105,626 (ex-plant)
OMC, Odisha	Ferro chrome, Cr-60-64%, 10-100 mm	20.08.2024	Sell	2,000	100,000 (ex-plant)
OMC, South Kaliapani	Chrome ore, Cr2O3: + 54%	20.08.2024	Sell	200	38,085 (ex-plant)
OMC, South Kaliapani	Chrome ore, Cr2O3: 52-54%	20.08.2024	Sell	700	34,119 (ex-plant)
OMC, South Kaliapani	Chrome ore, Cr2O3: 48-50%	20.08.2024	Sell	500	25,886 (ex-plant)
OMC, South Kaliapani	Chrome ore, Cr2O3: 46-48%	20.08.2024	Sell	1,800	24,120 (ex-plant)
OMC, South Kaliapani	Chrome ore, Cr2O3: 44-46%	20.08.2024	Sell	16,800	20,554 (ex-plant)
OMC, Sukrangi	Chrome ore, Cr2O3: 50-52%	20.08.2024	Sell	700	24,252 (ex-plant)
OMC, Sukrangi	Chrome ore, Cr2O3: 48-50%	20.08.2024	Sell	1,400	23,186 (ex-plant)
OMC, Sukrangi	Chrome ore, Cr2O3: 44-46%	20.08.2024	Sell	800	20,654 (ex-plant)
OMC, Sukrangi	Chrome ore, Cr2O3: 42-44%	20.08.2024	Sell	300	19,788 (ex-plant)
OMC, COBP, J.K. Road	Chrome ore, Cr2O3: 48-50%	20.08.2024	Sell	400	22,886 (ex-plant)
OMC, COBP, J.K. Road	Chrome ore, Cr2O3: 46-48%	20.08.2024	Sell	600	21,020 (ex-plant)
OMC, COBP, J.K. Road	Chrome ore, Cr2O3: 44-46%	20.08.2024	Sell	600	20,154 (ex-plant)
OMC, Sukrangi	Chrome ore, Cr2O3: <40%	20.08.2024	Sell	30,000	6,615 (ex-plant)
SAIL-SSP	Ferro chrome, 'Cr: 57-63%, C: 5-8%, 10-70 mm	24.08.2024	Purchase	4,200	115,400 FOR (excluding taxes)
Vedanta -FACOR	Ferro chrome, 10-150 mm (bigger lot)	28.08.2024	Sell	-	106,200 (ex-plant)
Vedanta -FACOR	Ferro chrome, 10-150 mm (smaller lot)	28.08.2024	Sell	-	108,300 (ex-plant)
Vedanta -FACOR	Ferro chrome, 10-20 mm	28.08.2024	Sell	-	105,100 (ex-plant)
Vedanta -FACOR	Ferro chrome, 0-10 mm	28.08.2024	Sell	-	95,800 (ex-plant)

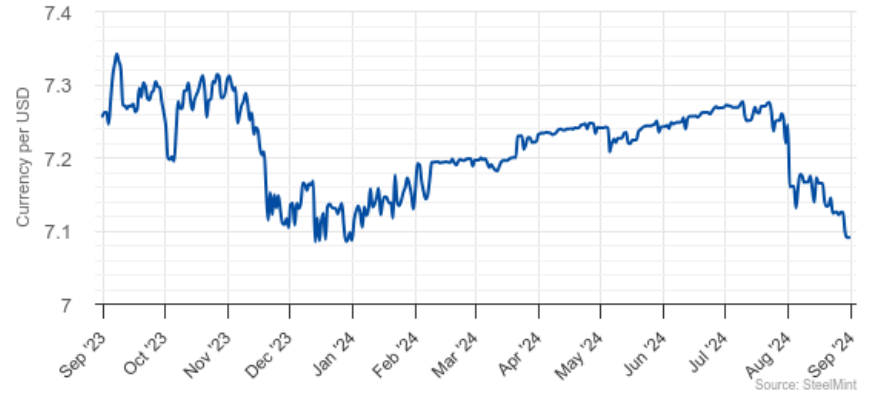
Source-BigMint

Currency Indicators (USD)

India (INR)



China (Yuan)



Brazil (Real)



Australia (Dollar)



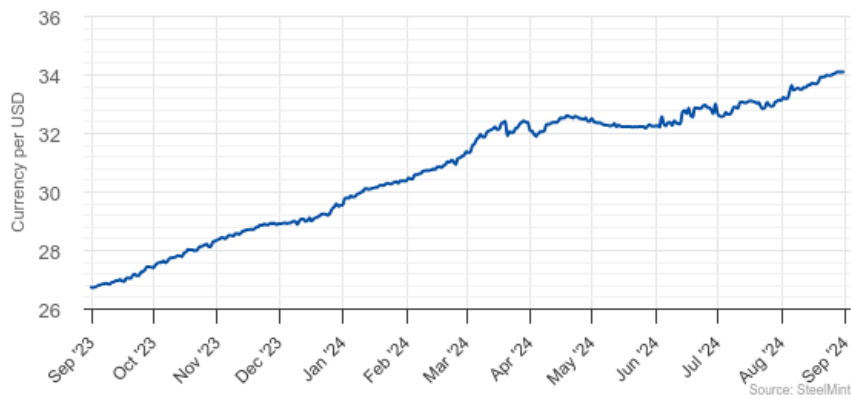
South Africa (Rand)



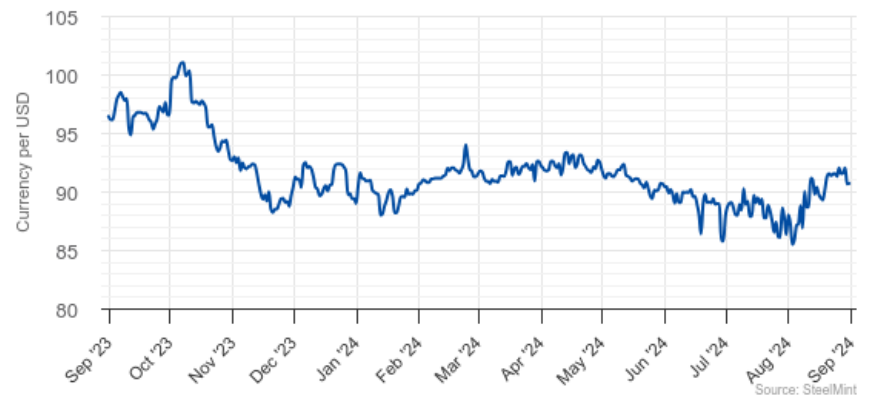
Europe (Euro)



Turkey (Lira)



Russia (RUB)





Formerly SteelMint / CoalMint

Contact:

info@bigmint.co

+91 97700 56666

Disclaimer: BigMint has taken due care and caution in compilation of content. Information is just for reference not intended for trading purpose or to address your particular requirement. The content includes facts, views and opinions are of individuals and not that of the BigMint management. We and our content licensors do not guarantee or warrant the accuracy, completeness or timeliness of, or otherwise endorse these views, and opinions. BigMint and its affiliates, or their employees, directors or agents shall not be liable or responsible for any loss or costs or any action whatsoever arising out of use or relying on the spot prices disseminated.