



BIGMINT

Formerly SteelMint / CoalMint

Issue 702,

Scrap Recycling Daily

Ferrous | Non-Ferrous

Contents

21 Aug 2024, Wed

Intel & Insights

Snapshot

Ferrous Prices

Non Ferrous Prices

Tenders

Tender Result & Trade Sheet - Ferrous

Tender Result & Trade Sheet - Non Ferrous & Stainless Steel

INDIA

Iron Ore

India: Over 1.5 mnt iron ore fines booked in OMC's auction, bids fall m-o-m [READ MORE >](#)

India: PELLEX remains stable despite hike in sponge iron prices [READ MORE >](#)

India: Pellet prices remain stable in Karnataka amid weak demand [READ MORE >](#)

India: NMDC Kumaraswamy iron ore auction fetches premium bids [READ MORE >](#)

India: NMDC cuts iron ore base price by around INR 460/t (\$5/t) for its Donimalai auction [READ MORE >](#)

India: 24,000 t of iron ore to be auctioned from Karnataka [READ MORE >](#)

India: KSMCL's iron ore auction from Karnataka gets weak response [READ MORE >](#)

BigMint's Daily Trade Sheet - 17 Aug'24 [READ MORE >](#)

Coal

India's coking coal port stocks dip by 2% w-o-w - Week 33 [READ MORE >](#)

India: Imported pet coke prices inch down w-o-w [READ MORE >](#)

Scrap & Metalics

South Asian ferrous scrap market stumbles amid cautious domestic, global headwinds [READ MORE >](#)

India: BigMint's scrap index rises by INR 200/t d-o-d amid moderate demand-20 Aug'24 [READ MORE >](#)

India: Sponge iron prices rise d-o-d on active bookings - 20 Aug'24 [READ MORE >](#)

NMDC's recent auction of 35,000 tons of pig iron has garnered significant interest from buyers [READ MORE >](#)

India: Tata Metaliks cuts pig iron prices by INR 1,000/t (\$12/t) [READ MORE >](#)

Steel

India's Brand-wise Rebar Offers from BF and IF route mills -20 Aug [READ MORE >](#)

India: BigMint's billet index increases by INR 450/t d-o-d amid limited buying - 20 Aug [READ MORE >](#)

Indian DRI, billet and rebar update - 20 Aug [READ MORE >](#)

India: RINL floats 50,000 t ocean sale bloom and billet export tenders [READ MORE >](#)

Ferro Alloy

India: SAIL-BSP books 20,500 t of silico manganese at reverse auction [READ MORE >](#)

Market sentiment weakens as OMCL ferro chrome auction sees limited bookings [READ MORE >](#)

India: Ferro silicon prices stable amid tight supplies [READ MORE >](#)

India: Silico manganese export market remains quiet with range-bound prices [READ MORE >](#)

India: NMDC floats 1,800 t silico manganese purchase tender [READ MORE >](#)

India: RINL issues 10,000 t silico manganese procurement tender [READ MORE >](#)

India: Defence Ministry issues 6 t ferro vanadium purchase tender [READ MORE >](#)

India: RINL CMD praises Andhra CM for vital Garbham mine lease extension [READ MORE >](#)

AM/NS India issues 250 t ferro silicon purchase tender [READ MORE >](#)

Non Ferrous

India: Imported aluminium scrap prices move up w-o-w post-holiday week, LME surge [READ MORE >](#)

India: Domestic copper prices rise as LME moves up [READ MORE >](#)

LME base metal prices show positive trends, with aluminium gaining over 3% [READ MORE >](#)

India: Hindustan Zinc increases zinc prices by INR 2,300/t (\$27/t), lead remains stable [READ MORE >](#)

India: Hindalco, Balco raise aluminium ingot prices by up to INR 6,500/t (\$77/t) [READ MORE >](#)

Stainless Steel

India's finished flat stainless steel exports drop 15% in H1. Demand recovery likely from late H2 [READ MORE >](#)

Ship Breaking

South Asian ship recycling markets struggle amid series of challenges [READ MORE >](#)

India: Melting scrap prices inch up by INR 200/t d-o-d in Alang [READ MORE >](#)

CHINA

China ferrous scrap prices refresh 4-year low [READ MORE >](#)

China: Steel billet prices inch up by RMB 10/t (\$1/t) amid rise in rebar futures [READ MORE >](#)

China's major steel prices plunge to multi-year lows [READ MORE >](#)

SOUTH ASIA

Pakistan: Imported scrap index drops \$12/t w-o-w, buyers remain cautious

[READ MORE >](#)

SOUTH EAST ASIA

Bumi reports 7% rise in coal output in H1, raises full-year guidance

[READ MORE >](#)

FAR EAST ASIA

Middle East: Imported HRC prices decline w-o-w

[READ MORE >](#)

Japan: Tokyo Steel rolls over steel prices m-o-m for Sep'24 sales

[READ MORE >](#)

Japan's ordinary steel orders decline y-o-y in June: JSF

[READ MORE >](#)

Japan: Aluminium plate imports reach 13.4% in H1, yen appreciation may boost trend

[READ MORE >](#)

MEA (MIDDLE EAST AFRICA)

Indian mills continue to hold HRC export offers amid competition from China

[READ MORE >](#)

Iran: Steel exports drop over 20% in first 4 months of current Persian year

[READ MORE >](#)

India: Imported aluminium scrap prices move up w-o-w post-holiday week, LME surge

Imported aluminium scrap prices in India moved up w-o-w amid the rebound in LME prices. Prices of all grades were up by up to \$70/tonne (t) this week amidst resumed purchase enquiries after a long holiday week. Meanwhile, the three-month

LME aluminium prices hovered at \$2,470-2,480/t up 6% w-o-w. Stocks at LME-registered warehouses stood at 885,400 t. Aluminium prices rebounded after hovering at three-month lows. A noticeable bid-offer disparity emerged as the market

[Continued](#)

Snapshot - Ferrous Prices

Assessment	Size,Grade	As on	Price	Change	1M	3M
Melting Scrap, CFR Iskenderun, Turkey	HMS 80:20 (Bulk, US Origin)	20 Aug 18.50 IST	USD 370	-1	-19	-9
Melting Scrap, FOB East Coast, USA	HMS 80:20	20 Aug 18.41 IST	USD 343	-4	-17	-13
Melting Scrap, FOB Rotterdam, Europe	HMS 80:20 (Bulk)	14 Aug 18.52 IST	USD 345	-15	-13	-7
Melting Scrap, CFR Nhava Sheva, India	HMS 80:20 (Europe Origin, Containers)	20 Aug 18.48 IST	USD 375	-1	-12	-25
Melting Scrap, CFR Nhava Sheva, India	HMS 80:20 (West Africa Origin, Containers)	20 Aug 18.48 IST	USD 374	0	-12	-21
Melting Scrap, DAP-Mandi Gobindgarh, India	End Cutting	20 Aug 17.37 IST	INR 37,500	+200	-267	-3,540
Melting Scrap, DAP-Mumbai, India	HMS(80:20)	20 Aug 17.37 IST	INR 33,200	+200	-83	-3,267
Melting Scrap, CFR Chittagong, Bangladesh	Shredded (Containers, UK Origin)	20 Aug 18.48 IST	USD 415	-1	-10	-5
Melting Scrap, CFR Chittagong, Bangladesh	HMS 80:20 (Containers, Europe Origin)	20 Aug 18.48 IST	USD 397	-3	-7	-6
Shipyard Melting Scrap, Exy Chittagong, Bangladesh	Ship breaking	14 Aug 18.42 IST	BDT 60,800	-512	-914	+925
Melting Scrap, CFR Qasim, Pakistan	Shredded (Containers, Europe Origin)	20 Aug 18.48 IST	USD 398	-5	-29	-20
Melting Scrap, Exw Punjab, Pakistan	Shredded	20 Aug 18.43 IST	PKR 148,125	-2,425	-8,475	-7,675
Melting Scrap, CFR Taichung, Taiwan	HMS 80:20 (US Origin, Containers)	14 Aug 11.13 IST	USD 345	-3	-2	-3
Melting Scrap, Feng Hsin DAP Taichung, Taiwan	HMS 1&2 (80:20)	14 Aug 11.16 IST	TWD 10,200	0	-300	-600
Melting Scrap, CFR Hai Phong port, Vietnam	H2, (Bulk, Japan origin)	12 Aug 18.47 IST	USD 366	-5	+1	-9
Melting Scrap, FOB Tokyo Bay, Japan	H2, 3-6mm thick	16 Aug 11.37 IST	YEN 47,000	-500	-3,400	-4,900

Snapshot - Non Ferrous Prices

Assessment	Size,Grade	As on	Price	Change	1M	3M
Aluminium Extrusion Scrap, CFR Nhava Sheva, Middle East	6063 (Briquetted)	20 Aug 17.05 IST	USD 2,300	+30	-60	-260
Aluminium Zorba 95-5, CFR Nhava Sheva, UK	20 mm, Solid (Shredded)	20 Aug 17.05 IST	USD 2,000	+50	0	-150
Aluminium Tense Scrap, CFR Nhava Sheva, Middle East	Attachments 8-9%, Mix	20 Aug 17.05 IST	USD 1,780	+50	-10	-150
Aluminium Extrusion Scrap, Exy-Delhi, India	6063 & 6061 (Mix)	20 Aug 17.07 IST	INR 191,000	0	-1,000	-5,000
Aluminium Taint Tabor Scrap, Exy-Delhi, India	Loose	20 Aug 16.50 IST	INR 180,000	0	0	-12,000
Aluminium Ingot ADC12, Exw-Delhi NCR	Non-OEM	14 Aug 17.14 IST	INR 207,000	-2,000	-5,000	-8,000
Lead Remelted Ingot, Exw-Delhi, India	Ingot, Pb 99%	20 Aug 16.39 IST	INR 185,000	0	-3,400	-5,200
Copper Armature Scrap, Exy-Delhi, India	Cu 99%	20 Aug 16.54 IST	INR 739,000	+2,000	-6,800	-88,000
Copper Secondary CC Wire Rods (CCR), Exw-Delhi, India	8 mm, Cu 99% min	20 Aug 16.54 IST	INR 788,000	+5,000	-5,400	-93,600
Zinc Special High Grade Ingot, Exw-Delhi, India	Ingot, Zn 99.99%	20 Aug 16.39 IST	INR 270,000	0	+4,900	-12,000

Ferrous Prices

Melting Scrap (Global)

Particular/Delivery	Size/Grade	Delivery	As On	Price	Change	1M	3M
Global prices (in USD/MT)							
FOB Europe	HMS 80:20 (Bulk)	-	14 Aug 18.52 IST	\$345	-15	-13	-9
FOB USA	HMS 80:20	-	20 Aug 18.41 IST	\$343	-4	-16.8	-13
	Shredded	-	20 Aug 18.41 IST	\$363	-4	-16.8	-13
CNF Bangladesh	H2 (Bulk,Japan origin)	-	14 Aug 18.45 IST	\$405	+1	+4	+7
	HMS 80:20 (Bulk, US Origin)	-	14 Aug 18.45 IST	\$403	-5	-1	+1
	HMS 80:20 (Containers, Europe Origin)	-	20 Aug 18.48 IST	\$397	-3	-7	-5.8
	Shredded (Containers, UK Origin)	-	20 Aug 18.48 IST	\$415	-1	-10.4	-4.6
CNF China	H2	-	20 Aug 11.08 IST	\$331	-2	+6	-28
	HMS 80:20 (Bulk)	-	20 Aug 11.08 IST	\$357	0	+7	+3.8
	Shredded	-	20 Aug 11.08 IST	\$410	0	0	+3
CNF India	HMS 80:20 (Europe Origin,Containers)	-	20 Aug 18.48 IST	\$375	-1	-12.2	-25
	HMS 80:20 (West Africa Origin, Containers)	-	20 Aug 18.48 IST	\$374	0	-12.4	-21.4
	HMS 80:20 (West Africa Origin,Containers)	-	20 Aug 18.48 IST	\$378	-1	-10.8	-20.4
	Shredded (Europe Origin, Containers)	-	20 Aug 18.48 IST	\$402	-1	-12	-14.2
	Shredded (US Origin, Containers)	-	20 Aug 18.48 IST	\$395	-3	-13.4	-18.8
CNF Pakistan	Shredded (Containers, Europe Origin)	-	20 Aug 18.48 IST	\$398	-5	-28.6	-20.2
CNF Taiwan	HMS 80:20 (US Origin,Containers)	-	14 Aug 11.13 IST	\$345	-3	-2	-3
CNF Thailand	HMS 70:30	-	29 Jan 17.41 IST	\$352	+2	NA	NA
CNF Turkey	HMS 80:20 (Bulk, US Origin)	-	20 Aug 18.50 IST	\$370	-1	-19.4	-8.6
CNF Vietnam	H2, (Bulk,Japan origin)	-	12 Aug 18.47 IST	\$366	-5	-2	-9
	HMS 80:20 (Bulk, US Origin)	-	12 Aug 18.47 IST	\$375	-7	-11	-10

Ship Breaking (Global)

Particular/Delivery	Size/Grade	Delivery	As On	Price	Change	1M	3M
Global prices (in USD/MT)							
CNF Bangladesh	Containers	-	20 Aug 11.49 IST	\$530	+10	-10	-30
	Tanker	-	20 Aug 11.49 IST	\$520	+10	-10	-20
CNF India	Containers	-	20 Aug 11.49 IST	\$520	+10	-10	-30
	Tanker	-	20 Aug 11.49 IST	\$510	+10	-10	-20
CNF Pakistan	Containers	-	20 Aug 11.49 IST	\$510	-20	-10	-20
	Tanker	-	20 Aug 11.49 IST	\$500	-20	-10	-20
CNF Turkey	Containers	-	20 Aug 11.49 IST	\$380	+15	0	0
	Tanker	-	20 Aug 11.49 IST	\$370	+15	0	0

Sponge Iron (Global)

Particular/Delivery	Size/Grade	Delivery	As On	Price	Change	1M	3M
Global prices (in USD/MT)							
CNF Bangladesh	FeM 80% (+/-1), 100% lumps	-	16 Aug 17.15 IST	\$363	-15	-2	-45
CNF Nepal	Mix (70% lumps, 30% fines), FeM 80% (+/-1)	-	16 Aug 17.15 IST	\$343	-21	-12	-67

Pig Iron (Global)

Particular/Delivery	Size/Grade	Delivery	As On	Price	Change	1M	3M
Global prices (in USD/MT)							
FOB Black Sea	Steel Grade	-	17 Aug 13.01 IST	\$392	0	-18	-20
FOB Brazil	Steel Grade	-	17 Aug 13.01 IST	\$442	0	-3	-8
CNF Italy	Steel Grade	-	17 Aug 14.45 IST	\$439	0	-14	-21

Weekly Assessment,, *Tender Prices in export

Billet (Global)

Particular/Delivery	Size/Grade	Delivery	As On	Price	Change	1M	3M
Global prices (in USD/MT)							
FOB India	150*150, 3SP/4SP	-	20 Aug 18.22 IST	\$490	0	0	-10
FOB Iran	130*130, 3SP	-	20 Aug 18.22 IST	\$465	-7	-13	-13
FOB Russia	130*130, 3SP	-	20 Aug 18.22 IST	\$470	-10	-25	-28
CNF Nepal	100*100, IS 2831 (IF Grade)	-	20 Aug 18.21 IST	\$489	+4	-1	-65.5
CNF Philippines	150*150, 3SP	-	20 Aug 18.21 IST	\$465	-15	-25	-60
CNF Turkey	120*120	-	20 Aug 18.21 IST	\$485	-5	-27.5	-35

Weekly Assessment

Melting Scrap (India)

Particular/Delivery	Size/Grade	Delivery	As On	Price	Change	1M	3M
Indian prices (in INR/MT)							
Ex-Ludhiana	Turning Boring Scrap	DAP	20 Aug 17.37 IST	34,600	+100	-700	-3,800
	CI Scrap, Mixed Size	DAP	20 Aug 17.37 IST	38,800	0	0	-1,000
	End Cutting	DAP	20 Aug 17.37 IST	37,200	-200	-300	-3,400
	CR Busheling (Loose)	DAP	20 Aug 17.37 IST	38,300	-100	-300	-3,200
Ex-Mandi	HMS(80:20)	DAP	20 Aug 17.37 IST	34,800	0	-500	-3,000
	LMS (Light Melting Scrap)	DAP	20 Aug 17.37 IST	32,600	0	-500	-3,300
	CR Busheling (Loose)	DAP	20 Aug 17.37 IST	38,600	0	-300	-3,200
Ex-Durgapur	End Cutting	DAP	20 Aug 17.37 IST	37,500	+200	-300	-3,300
	HMS(80:20)	DAP	20 Aug 17.37 IST	34,500	0	-50	-3,750
Ex-Raipur	HMS(80:20)	DAP	20 Aug 17.37 IST	34,100	+100	-600	-3,950
	End Cutting	DAP	20 Aug 17.37 IST	36,100	+100	-600	-3,850
Ex-Ahmedabad	CR Busheling (Bundle)	DAP	20 Aug 17.37 IST	38,200	+400	0	-2,200
	HMS(80:20)	DAP	20 Aug 17.37 IST	33,200	+200	-800	-3,800
Ex-Alang	HMS(80:20)	Ex-Yard	20 Aug 17.37 IST	34,200	+200	-1,000	-3,800
Ex-Jalna	CR Busheling (Loose)	DAP	20 Aug 17.37 IST	36,100	+200	0	-3,700
	HMS(80:20)	DAP	20 Aug 17.37 IST	33,100	+200	0	-3,700
Ex-Mumbai	HMS(80:20)	DAP	20 Aug 17.37 IST	33,200	+200	-300	-3,100
Ex-Chennai	HMS(80:20)	DAP	20 Aug 17.37 IST	31,800	-100	0	-3,400
	CR Busheling (Bundle)	DAP	20 Aug 17.37 IST	35,900	0	-400	-2,600
	HMS(90:10)	DAP	20 Aug 17.37 IST	34,100	-300	-500	-2,700
	Turning Boring Scrap	DAP	20 Aug 17.37 IST	30,900	0	+100	-3,300
Ex-Coimbatore	CI Scrap, Mixed Size	DAP	20 Aug 17.37 IST	37,600	0	-200	-200
Ex-Hyderabad	HMS(90:10)	DAP	20 Aug 17.37 IST	31,500	0	-300	-3,300
	HMS(80:20)	DAP	20 Aug 17.37 IST	30,000	0	-300	-3,300
Ex-Bhilai	9-13 Meters, 60 KG	Ex-works	25 Jul 14.36 IST	40,800	-3,620	-350	-700

Re - Rolling Scrap (India)

Particular/Delivery	Size/Grade	Delivery	As On	Price	Change	1M	3M
Indian prices (in INR/MT)							
Ex-Alang	Attachment, Ship Breaking	Ex-Yard	20 Aug 10.33 IST	35,200	+200	-1,000	-3,800
	HMS(80:20), Ship Breaking	Ex-Yard	20 Aug 10.33 IST	34,200	+200	-1,000	-3,800
	19-22mm(12 ANE), Ship Breaking	Ex-Yard	20 Aug 10.50 IST	41,300	0	-1,200	-3,200
	15-18mm(10 ANE), Ship Breaking	Ex-Yard	20 Aug 10.50 IST	41,300	0	-1,100	-3,100
	1 Inch, Ship Breaking	Ex-Yard	20 Aug 10.50 IST	41,300	0	-1,200	-3,300
	12-14mm(8 ANE), Ship Breaking	Ex-Yard	20 Aug 10.50 IST	40,800	0	-1,000	-3,100
	5-10 KG, Ship Breaking	Ex-Yard	20 Aug 10.50 IST	39,800	0	-1,000	-3,200
	9-11mm(6 ANE), Ship Breaking	Ex-Yard	20 Aug 10.50 IST	39,300	0	-1,100	-3,100
	2-5 KG, Ship Breaking	Ex-Yard	20 Aug 10.50 IST	38,800	0	-1,000	-3,200
	6-8mm(4 ANE), Ship Breaking	Ex-Yard	20 Aug 10.50 IST	38,300	0	-1,100	-3,100
	1-2 KG, Ship Breaking	Ex-Yard	20 Aug 10.33 IST	35,400	+200	-1,000	-3,800

Sponge Iron (India)

Region	Particular	Sponge Iron (C-DRI)				Pellet Sponge (P-DRI)			
		Price	Change	W-O-W	1M	Price	Change	W-O-W	1M
Indian prices (in INR/MT) As on 20 Aug 2024									
North India	Mandi Gobindgarh	30,000	0	0	0	-	-	-	-
East India	Durgapur	27,000	0	-300	0	25,300	0	0	+350
East India	Rourkela	26,000	0	0	-200	-	-	-	-
Central India	Raigarh	26,200	+300	+350	-450	24,200	+300	+350	-450
Central India	Raipur	29,550	+650	+1,050	+200	25,050	+400	+550	-250
South India	Bellary	27,000	+50	0	+100	25,900	+100	0	+100
Eastern India	Ramgarh	27,000	0	+100	-200	25,100	0	+300	-50
East India	Jharsugda	-	-	-	-	23,800	+300	+600	-100
South India	Hyderabad	-	-	-	-	26,500	0	0	0

All prices are basic, GST extra.

Pig Iron (India)

Particular/Delivery	Size/Grade	Delivery	As On	Price	Change	1M	3M
Indian prices (in INR/MT)							
DAP-Ludhiana	Steel Grade	DAP	20 Aug 17.44 IST	40,000	0	-200	-3,000
Ex-Bokaro	Steel Grade	Ex-Plant, Bokaro	01 Aug 18.06 IST	35,900	-1,450	-1,450	-1,450
Ex-Burnpur	Steel Grade	Ex-Plant, Burnpur	31 May 16.00 IST	40,500	-2,500	0	-2,500
Ex-Durgapur	Steel Grade	Ex-Works	20 Aug 17.44 IST	37,000	0	-650	-4,400
		Ex-Plant, Durgapur	24 Jul 11.53 IST	36,700	-300	-300	-6,550
Ex-Rourkela	Steel Grade	Ex-Plant, Rourkela	16 Aug 15.36 IST	35,200	+100	-1,900	-5,600
Ex-Bhilai	Steel Grade	Ex-Plant, Bhilai	20 Jun 17.45 IST	38,000	-4,100	0	-4,100
DAP-Raigarh	Steel Grade	DAP	20 Aug 17.44 IST	36,200	+200	-1,600	-4,750
DAP-Raipur	Steel Grade	DAP	20 Aug 17.44 IST	36,600	0	-1,450	-4,900
DAP-Hyderabad	Steel Grade	DAP	20 Aug 13.35 IST	38,300	0	+300	-3,300
DAP-Delhi	Foundry Grade	DAP	20 Aug 13.33 IST	44,000	0	+1,000	-2,600
DAP-Ludhiana	Foundry Grade	DAP	20 Aug 13.33 IST	44,000	0	+1,000	-1,600
Ex-Durgapur	Foundry Grade	Ex-Works	20 Aug 16.34 IST	41,500	-1,000	-2,000	-5,000
Ex-Kharagpur	Foundry Grade	Ex-Works	20 Aug 16.34 IST	41,500	-1,000	-2,000	-5,000
DAP-Ahmedabad	Foundry Grade	DAP	20 Aug 13.33 IST	45,500	0	-300	-1,500
DAP-Kolhapur	Foundry Grade	DAP	20 Aug 13.33 IST	45,800	0	-200	-1,200

Indian pig iron price assessment frequency has been increased from weekly to daily basis.

Ingot/Billet (India)

Region	Particular	INGOT				BILLET			
		Price	Change	W-O-W	1M	Price	Change	W-O-W	1M
Indian prices (in INR/MT) As on 20 Aug 2024									
North India	Ghaziabad	41,300	+200	0	-200	-	-	-	-
North India	Ludhiana	44,500	0	-200	-800	-	-	-	-
North India	Mandi Gobindgarh	42,150	+50	+150	-550	42,150	+50	+150	-550
North India	Muzaffarnagar	41,200	+200	0	+200	-	-	-	-
East India	Rourkela	37,350	+50	-100	-400	37,900	+200	0	-350
Central India	Raigarh	38,100	+200	+300	+200	38,500	+250	+300	+200
Central India	Raipur	38,600	+300	+350	+350	39,000	+450	+400	+250
West India	Ahmedabad	40,700	+300	+400	-400	41,500	+200	+200	-700
West India	Jaipur	40,550	+150	+250	+150	-	-	-	-
West India	Mumbai	40,900	+300	+100	+300	41,400	+400	+300	+400
East India	Durgapur	-	-	-	-	38,900	0	+100	0
East India	Kolkata	-	-	-	-	39,600	0	+100	0
West India	Bhavnagar	-	-	-	-	41,200	+300	+300	-600
West India	Goa	-	-	-	-	40,300	0	0	-950
West India	Jalna	-	-	-	-	40,800	+100	-200	-300
South India	Chennai	-	-	-	-	41,800	-200	-200	-500
South India	HINDPUR	-	-	-	-	41,000	+200	+200	+100

South India	Hyderabad	-	-	-	-	39,500	0	0	-500
Eastern India	Ramgarh	-	-	-	-	39,000	0	+200	-150

All prices are basic, GST @ 18% extra. Ingot - 3.5"*4.5", Commercial Grade, Billet - 100*100

Stainless Steel & Raw Material(India)

Assessment	Size,Grade	As on	Price	Change	1M	3M
Stainless Steel 304 Scrap, CFR Mundra, Nearshore	Loose	16 Aug 17.08 IST	USD 1,410	0	-20	-75
Stainless Steel 316 Scrap, Exy-Delhi, India	Loose	16 Aug 17.07 IST	INR 220,000	0	0	+5,000
Stainless Steel 304 Scrap, Exy-Delhi, India	Loose	16 Aug 17.07 IST	INR 121,000	0	+750	-1,750
Stainless Steel Utensil Scrap, Exy-Delhi, India	Induction Grade, Loose	16 Aug 17.07 IST	INR 67,000	0	0	-1,250
Stainless Steel 304 Grade, HRC, Exw-Mumbai, India	3-25 mm, No. 1 Finish	14 Aug 17.29 IST	INR 179,000	+1,000	+2,000	-3,000
Stainless Steel 316 Grade, HRC, Exw-Mumbai, India	3-25 mm, No. 1 Finish	14 Aug 17.29 IST	INR 310,000	+1,000	+3,000	-4,000
Stainless Steel JT Grade, HRC, Exw-Mumbai, India	3-25 mm, No. 1 Finish	14 Aug 17.29 IST	INR 127,000	+1,000	+1,000	-1,000
Stainless Steel 304 Grade, CRC, Exw-Mumbai, India	1-3 mm, 2B Finish	14 Aug 17.29 IST	INR 190,000	+1,000	+2,000	-3,500
Stainless Steel 316 Grade, CRC, Exw-Mumbai, India	1-3 mm, 2B Finish	14 Aug 17.29 IST	INR 325,000	+3,000	+5,000	+500
Stainless Steel JT Grade, CRC, Exw-Mumbai, India	1-3 mm, 2B Finish	14 Aug 17.29 IST	INR 137,000	+1,000	+1,000	-1,000
Stainless Steel 304 Grade, CRC, Exw-Foshan, China	1.5*1219*C, 2B	20 Aug 17.02 IST	RMB 14,400	-150	-50	-300
Stainless Steel 304 Grade, CRC, FOB Sanshui, China	2.0*1240*C, 2B	20 Aug 17.00 IST	USD 2,106	-2	+30	+4
Stainless Steel 201 Grade, CRC, FOB Sanshui, China	2.0*1240*C, 2B	20 Aug 17.00 IST	USD 1,315	-29	-41	-78
HC Ferro Chrome (Si:4%), Exw-Jajpur, India	10-150mm, HC 60%, Si- 4%	21 Aug 10.19 IST	INR 103,100	0	-4,450	-2,800
Ferro Silicon, Exw-Guwahati, India	25-150 mm, FeSi 70%	20 Aug 18.44 IST	INR 88,000	-400	-4,000	-11,150
Ferro Manganese, Exw-Durgapur, India	25-150 mm, HC 70%	20 Aug 18.32 IST	INR 74,500	-200	-1,800	-16,400
Silico Manganese, Exw-Durgapur, India	25-150 mm, HC 60-14	20 Aug 18.36 IST	INR 68,000	-200	-280	-15,020
Ferro Molybdenum (FeMo60%), Ex-Plant Nagpur, India	10-100 mm, Mo: 60%	16 Aug 18.36 IST	INR 2,479,000	+33,000	-187,000	-247,000
Ferro Molybdenum (FeMo70%), Ex-US	Mo:> 65%, 10-150mm	21 Aug 10.29 IST	USD 52	+0.5	-10	-9

Pakistan

Assessment	Size,Grade	As on	Price	Change	1M	3M
Melting Scrap, CFR Qasim, Pakistan	Shredded (Containers, Europe Origin)	20 Aug 18.48 IST	USD 398	-5	-29	-20
Melting Scrap, Exw Punjab, Pakistan	Shredded	20 Aug 18.43 IST	PKR 148,125	-2,425	-8,475	-7,675
HRC, CNF Qasim, Pakistan	2mm, SS400 (China origin), SS400	20 Aug 18.22 IST	USD 480	-25	-50	-85
HRC, CNF Qasim, Pakistan	2mm, SS400 (Japan origin), SS400	28 May 18.42 IST	USD 585	0	-10	NA
Rebar, Exw-Punjab, Pakistan	Deformed Bar (G-60)	20 Aug 18.40 IST	PKR 252,600	+350	-2,900	-1,400
Billet, Exw Punjab, Pakistan	60 CC	20 Aug 18.42 IST	PKR 210,000	-4,000	-5,250	-9,000
Ship Breaking, CFR Gadani, Pakistan	Tanker	20 Aug 11.49 IST	USD 500	-20	-10	-20
Ship Breaking, CFR Gadani, Pakistan	Containers	20 Aug 11.49 IST	USD 510	-20	-10	-20

Bangladesh

Assessment	Size,Grade	As on	Price	Change	1M	3M
Melting Scrap, CFR Bangladesh	HMS 80:20 (Bulk, US Origin)	14 Aug 18.45 IST	USD 403	-5	NA	+1
Melting Scrap, CFR Chittagong, Bangladesh	H2 (Bulk, Japan origin)	14 Aug 18.45 IST	USD 405	+1	NA	+5
Melting Scrap, CFR Chittagong, Bangladesh	Shredded (Containers, UK Origin)	20 Aug 18.48 IST	USD 415	-1	-10	-5
Melting Scrap, CFR Chittagong, Bangladesh	HMS 80:20 (Containers, Europe Origin)	20 Aug 18.48 IST	USD 397	-3	-7	-6
Shipyard Melting Scrap, Exy Chittagong, Bangladesh	Ship breaking	14 Aug 18.42 IST	BDT 60,800	-512	-914	+925
Sponge Iron ²	-	-	-	-	-	-
Sponge Iron ²	-	-	-	-	-	-
HRC, CNF Chittagong, Bangladesh	2mm, SAE 1006 (China origin)	20 Aug 18.22 IST	USD 505	-25	-40	-80
Rebar, Exw-Chittagong, Bangladesh	10-16mm, IF route, 500W	14 Aug 18.39 IST	BDT 90,071	-1,929	NA	-1,679
Ship Breaking, CFR Chittagong, Bangladesh	Tanker	20 Aug 11.49 IST	USD 520	+10	-10	-20

Japan & Taiwan

Assessment	Size,Grade	As on	Price	Change	1M	3M
Melting Scrap, FOB Tokyo Bay, Japan	H2, 3-6mm thick	16 Aug 11.37 IST	YEN 47,000	-500	-3,400	-4,900
Melting Scrap, Tokyo Steel DAP Utsunomiya, Japan	H2, 3-6mm thick	06 Aug 11.59 IST	YEN 47,500	-2,500	-4,500	NA
Melting Scrap, Tokyo Steel DAP Tahara, Japan	H2, 3-6mm thick	06 Aug 11.59 IST	YEN 47,500	-2,000	-4,000	NA
Melting Scrap, Kanto Tetsugen Tender, FAS Japan	H2, 3-6mm thick	09 Aug 11.14 IST	YEN 47,956	-4,212	-4,212	NA
HRC, FOB Tokyo, Japan	2mm, SS400	13 Aug 18.46 IST	USD 530	-10	-10	-35
Ferro Chrome, CNF Tokyo, Japan	10-50mm, HC 60% (cents/lb)	21 Aug 10.10 IST	CEN 100	0	-3	-8
Melting Scrap, Feng Hsin DAP Taichung, Taiwan	HMS 1&2 (80:20)	14 Aug 11.16 IST	TWD 10,200	0	-300	-600
Melting Scrap, CFR Taichung, Taiwan	HMS 80:20 (US Origin, Containers)	14 Aug 11.13 IST	USD 345	-3	-2	-3

Note:- W-O-W: Week On Week, 1M: Change over last month, 3M: Change over last 3 months

Non Ferrous Prices

Aluminium (Global)

Particular/Delivery	Size/Grade	Delivery	As On	Price	Change	1M	3M
Global prices (in USD/MT)							
Aluminium Extrusion Scrap, CFR Nhava Sheva, Middle East	6063 (Briquetted)	-	20 Aug 17.05 IST	\$2,300	+ 30	- 60	- 260
Aluminium Taint Tabor Scrap, CFR Nhava Sheva, Middle East	Briquetted, Clean	-	20 Aug 17.05 IST	\$2,090	+ 40	0	- 140
Aluminium Taint Tabor, CFR Nahva Sheva, UK	Cut and sheared 9-10% attachment	-	20 Aug 17.05 IST	\$1,760	+ 30	- 40	- 150
Aluminium Taint Tabor, CFR Nahva Sheva, US	HRB, Attachment 3%	-	20 Aug 17.05 IST	\$1,910	+ 40	- 20	- 130
Aluminium Talk Scrap, CFR Nhava Sheva, Middle East	Solid (Clean)	-	20 Aug 17.05 IST	\$4,600	+ 130	- 40	- 670
Aluminium Talk, CFR Nahva Sheva, US	Solid (Clean)	-	20 Aug 17.05 IST	\$4,900	+ 210	+ 80	- 640
Aluminium Tense Scrap, CFR Nhava Sheva, Middle East	Attachments 8-9%, Mix	-	20 Aug 17.05 IST	\$1,780	+ 50	- 10	- 150
Aluminium Tense, CFR Nahva Sheva, US	Attachments 6-7%	-	20 Aug 17.05 IST	\$1,850	+ 70	- 25	- 120
Aluminium Wheel Scrap, CFR Nahva Sheva, UK	Solid (Loose)	-	20 Aug 17.05 IST	\$2,300	+ 70	+ 40	- 190
Aluminium Zorba 95-5, CFR Nhava Sheva, UK	20 mm, Solid (Shredded)	-	20 Aug 17.05 IST	\$2,000	+ 50	0	- 150
Silicon Metal, CFR Mundra, China	Grade 553 Si- 98.5%	-	20 Aug 17.05 IST	\$1,740	0	- 100	- 260

Aluminium (India)

Particular/Delivery	Size/Grade	Delivery	As On	Price	Change	1M	3M
Indian prices (in INR/MT)							
Aluminium Ingot P1020, Exy-Delhi	Ingot EC Grade 99.70%	Ex-Yard	16 Aug 16.48 IST	228,000	+ 2,000	- 8,500	- 32,000
Aluminium Ingot ADC12, Exw-Delhi NCR	Automobile OEM Approved	Exw-Delhi NCR	07 Aug 17.22 IST	219,000	- 2,000	- 2,000	+ 500
	Non-OEM	Ex-Works	14 Aug 17.14 IST	207,000	- 2,000	- 5,000	- 8,000
Aluminium Extrusion Scrap, Exy-Delhi	6063 & 6061 (Mix)	Ex-Yard	20 Aug 17.07 IST	191,000	0	- 1,000	- 5,000
Aluminium Utensil Scrap, Exy-Delhi	Loose	Ex-Yard	20 Aug 17.07 IST	181,000	0	- 500	- 8,000
Aluminium Taint Tabor Scrap, Exy-Delhi	Loose	Ex-Yard	20 Aug 16.50 IST	180,000	0	0	- 12,000
Aluminium Tense Scrap, Exy-Delhi	Solid (Loose)	Ex-Yard	20 Aug 16.50 IST	175,000	0	- 2,000	- 13,000
Aluminium Ingot P1020, Exy-Mumbai	Ingot EC Grade 99.70%	Ex-Yard	20 Aug 16.50 IST	230,000	+ 8,000	+ 10,000	- 20,000
Aluminium Extrusion Scrap, Exy-Mumbai	6063 (Loose)	Ex-Yard	20 Aug 16.50 IST	201,000	+ 1,000	+ 3,000	- 1,000
Aluminium Utensil Scrap, Exy-Mumbai	Utensil (Loose)	DAP	20 Aug 16.50 IST	188,000	+ 1,000	+ 1,000	+ 3,000
Aluminium Ingot ADC12, Exw-Chennai	Automobile OEM Approved	Exw-Chennai	07 Aug 17.22 IST	218,000	- 1,000	- 1,000	NA
	Non-OEM	Ex-Works	14 Aug 17.14 IST	209,000	- 2,000	- 5,500	NA
Aluminium Tense Scrap, Exy-Chennai	Solid (Loose)	Ex-Yard	20 Aug 16.50 IST	176,000	0	- 2,000	NA

Copper (Global)

Particular/Delivery	Size/Grade	Delivery	As On	Price	Change	1M	3M
Global prices (in USD/MT)							
Brass Honey Scrap, CFR Mundra, Middle East	4% attachment	-	14 Aug 17.12 IST	\$5,450	+ 50	- 200	- 950
Copper Motor Scrap, CFR Mundra, US	Cu 8-10%	-	14 Aug 17.12 IST	\$1,170	+ 20	- 60	- 180

Copper (India)

Particular/Delivery	Size/Grade	Delivery	As On	Price	Change	1M	3M
Indian prices (in INR/MT)							
Copper Secondary CC Wire Rods, Exw-Delhi	8 mm, Cu 99% min	Ex-works	20 Aug 16.54 IST	788,000	+ 5,000	- 5,400	- 93,600
Copper Primary CC Wire Rods, Exw-Delhi	8 mm, Cu 99.99%	Ex-works	20 Aug 16.54 IST	820,000	+ 5,000	0	- 100,000
Copper Armature Scrap, Exy-Delhi	Cu 99%	Ex-Yard	20 Aug 16.54 IST	739,000	+ 2,000	- 6,800	- 88,000
Copper Primary CC Wire Rods (CCR), Exy-Mumbai	8 mm, Cu 99.99%	Ex-Yard	20 Aug 16.54 IST	829,000	+ 10,000	+ 9,200	- 91,800
Copper Armature Scrap, Exy-Mumbai	Cu - 98%	DAP	20 Aug 16.54 IST	775,000	+ 3,000	- 2,600	- 73,200
Brass Honey Scrap, Exy-Mumbai	Cu 63% Zn 33%	DAP	20 Aug 16.54 IST	510,000	+ 4,000	+ 2,000	- 42,800





























Zinc (India)

Particular/Delivery	Size/Grade	Delivery	As On	Price	Change	1M	3M
Indian prices (in INR/MT)							
Zinc Special High Grade Ingot, Exw-Delhi	Ingot, Zn 99.99%	Ex-works	20 Aug 16.39 IST	270,000	0	+ 4,900	- 12,000
Zinc Special High Grade Ingot, Exy-Mumbai	Ingot, Zn 99.995%	Ex-Yard	20 Aug 16.39 IST	269,000	+ 3,000	+ 6,400	- 8,400

Lead (India)

Particular/Delivery	Size/Grade	Delivery	As On	Price	Change	1M	3M
Indian prices (in INR/MT)							
Lead Remelted Ingot, Exw-Delhi	Ingot, Pb 99%	Ex-works	20 Aug 16.39 IST	185,000	0	- 3,400	- 5,200
Lead Primary Ingot, Exw-Delhi	Ingot, Pb 99.99%	Ex-works	20 Aug 16.39 IST	204,000	0	- 3,600	- 5,600
Lead Primary Ingot, Exy-Mumbai	Ingot, Pb 99.99%	Ex-Yard	20 Aug 16.39 IST	192,000	0	- 800	- 4,000

Live Tenders

COMPANY	TYPE	GRADE	QUANTITY	EXPIRY DATE	LOCATION	VIEW
Copper						
SAIL	Sell	Copper Cable Scrap	25 MT	21 Aug, 2024	 Bhilai, Chattisgarh, India	
Melting Scrap						
NALCO	Sell	Melting Scrap	300 MT	23 Aug, 2024	 Koraput, Odisha, India	
SAIL	Sell	TMT Bar	630 MT	22 Aug, 2024	 Bhilai, Chattisgarh, India	
NMDC	Sell	Melting Scrap	1,258 MT	28 Aug, 2024	 Jagdalpur, Chattisgarh, India	
RIL	Sell	Melting Scrap	769 MT	29 Aug, 2024	 Kakinada, Andhra Pradesh, India	
Madhya Pradesh Power Transmission Co Ltd	Sell	Melting Scrap	725 MT	29 Aug, 2024	 Sehore, Madhya Pradesh, India	
Madhya Pradesh Power Transmission Co Ltd	Sell	Melting Scrap	288 MT	28 Aug, 2024	 Indore, Madhya Pradesh, India	
MSTC	Sell	Melting Scrap	485 MT	28 Aug, 2024	 Sri Ganganagar, Rajasthan, India	
KALPATARUPROJECTSINTERNATIONALLIMITED	Sell	Melting Scrap	535 MT	30 Aug, 2024	 Raipur, Chattisgarh, India	
KALPATARUPROJECTSINTERNATIONALLIMITED	Sell	Melting Scrap	803 MT	30 Aug, 2024	 Raipur, Chattisgarh, India	
NINL	Sell	Melting Scrap	300 MT	21 Aug, 2024	 Sambalpur, Odisha, India	
Welspun Corp Limited	Sell	Melting Scrap	300 MT	22 Aug, 2024	 Anjar, Gujarat, India	
Welspun Corp Limited	Sell	Melting Scrap	675 MT	22 Aug, 2024	 Anjar, Gujarat, India	
Sterlite Power Transmission Ltd	Sell	Melting Scrap	400 MT	28 Aug, 2024	 Silvassa, Dadra And Nagar Have, India	

[View All](#)

Tender Result & Trade Sheet - Ferrous

Daily Ferrous Scrap Trade Sheet



Date	Location	Material	Quantity in tonne	Price per tonne	Incoterm
Domestic- Ferrous (in INR/t)					
20-Aug-24	Mandi Gobindgarh,Punjab	HMS (80:20)	720	34700-34800	DAP
16-Aug-24	Mandi Gobindgarh,Punjab	HMS (80:20)	750	34600-34600	DAP
14-Aug-24	Mandi Gobindgarh,Punjab	HMS (80:20)	100	34,500	DAP
13-Aug-24	Mandi Gobindgarh,Punjab	HMS (80:20)	940	34700-34900	DAP
20-Aug-24	Mandi Gobindgarh,Punjab	End Cutting	700	37400-37500	DAP
16-Aug-24	Mandi Gobindgarh,Punjab	End Cutting	830	37000-37100	DAP
14-Aug-24	Mandi Gobindgarh,Punjab	End Cutting	940	37000-37200	DAP
20-Aug-24	Mandi Gobindgarh,Punjab	CR busheling	1100	38600-38700	DAP
16-Aug-24	Mandi Gobindgarh,Punjab	CR busheling	950	38,200	DAP
14-Aug-24	Mandi Gobindgarh,Punjab	CR busheling	800	38300-38400	DAP
20-Aug-24	Mandi Gobindgarh,Punjab	LMS	3710	32500-32800	DAP
16-Aug-24	Mandi Gobindgarh,Punjab	LMS	3100	32200-32500	DAP
12-Aug-24	Ludhiana, Punjab	Turning Boring	150	34,600	DAP
20-Aug-24	Ludhiana, Punjab	CR busheling	1200	38300-37300	DAP
16-Aug-24	Ludhiana, Punjab	CR busheling	1300	37900-38000	DAP
20-Aug-24	Ludhiana, Punjab	End Cutting	770	37200-37300	DAP
16-Aug-24	Ludhiana, Punjab	End Cutting	320	36,800	DAP
14-Aug-24	Ludhiana, Punjab	End Cutting	500	36900-37000	DAP
13-Aug-24	Ludhiana, Punjab	End Cutting	650	37200-37300	DAP
20-Aug-24	Jalna, Maharashtra	HMS(80:20)	2,080	33,100	DAP
16-Aug-24	Jalna, Maharashtra	HMS(80:20)	1,810	32,700	DAP
20-Aug-24	Chennai, Tamil Nadu	HMS(80:20)	1,190	31,800	DAP
16-Aug-24	Chennai, Tamil Nadu	HMS(80:20)	1,030	31,900	DAP
Imported- Ferrous (in \$/t)					
20-Aug-24	UK to Qasim	Shredded	3000	395-397	CFR
20-Aug-24	UAE to North India	HMS(80:20)	3000	384	CFR
20-Aug-24	EU to East India	Shredded	1000	407	CFR
20-Aug-24	Australia to Chennai	HMS(90:10)	2000	382-383	CFR
16-Aug-24	UK to Qasim	Shredded	1000	397	CFR
16-Aug-24	UAE to Chattogram	HMS-PNS mix	1000	416	CFR
16-Aug-24	Brazil to Chattogram	HMS(90:10)	1000	395	CFR
16-Aug-24	UK to Chattogram	PNS	1000	418	CFR
16-Aug-24	EU to Turkiye	HMS(80:20)	--	365	CFR
14-Aug-24	Brazil to Chattogram	HMS(80:20)	500	410	CFR
13-Aug-24	UK to Qasim	Shredded	1000	406	CFR
13-Aug-24	EU to Turkiye	HMS(80:20)	35000	369	CFR

Source-BigMint

Tender Result & Trade Sheet - Non Ferrous & Stainless Steel

Non Ferrous & Stainless Steel Trade Sheet

Date	Location	Material	Quantity in tonne	Price per tonne	Incoterm
Non - Ferrous					
19-Aug-24	UK to Nhava Sheva	Al Taint Tabor HRB (2-3%)	50	\$1,950	CFR
19-Aug-24	Canada to Mundra	Al Taint Tabor HRB (1%)	80	\$1,910	CFR
16-Aug-24	Ex Delhi	Cu Armature	10	INR 738,000	Exw
16-Aug-24	Ex Delhi	Al Tense	30	INR 174,000	Exw
15-Aug-24	US to Mundra	Al Taint Tabor HRB	60	\$1,890	CFR
14-Aug-24	UK to Mundra	Al Zorba 95-5	75	\$1,960	CFR
13-Aug-24	Ex Chennai	Al Tense	42	INR 175,000	Exw
13-Aug-24	UK to Mundra	Al Wheels	180	\$2,230	CFR
13-Aug-24	China to Mundra	Silicon 553	350	\$1,740	CFR
13-Aug-24	China to Chennai	Silicon 553	20	\$1,720	CFR
13-Aug-24	Australia to Chennai	Al Wheels	20	\$2,270	CFR
13-Aug-24	Australia to Mundra	Brass honey 2%	100	3M (62%)	CFR
13-Aug-24	UAE to Mundra	Al tense (8-9%)	20	\$1,765	CFR
12-Aug-24	Australia to Chennai	Al tense 2%	20	\$1,900	CFR
12-Aug-24	Australia to Chennai	Al Extrusion (1%)	40	3M (98.5%)	CFR
12-Aug-24	Australia to Mundra	Al Zorba 94/3	45	\$1,815	CFR
12-Aug-24	USA to Vizag	Cu Meatballs	20	\$1,675	CFR
12-Aug-24	UK to Chennai	Al Wheels	20	\$2,240	CFR
12-Aug-24	Middle East to Nhava Sheva	Al Tense	30	\$1,765	CFR
12-Aug-24	Middle East to Nhava Sheva	Al Extrusion	40	\$2,175	CFR
12-Aug-24	Ex Bhiwadi	Cu Secondary CCR	15	INR 765,000	Exw
10-Aug-24	UK to Mundra	Al Taint Tabor C/S	30	\$1,720	CFR
07-Aug-24	Ex Delhi	Cu Primary CC Rod	48	INR 788,000	Exw
07-Aug-24	Ex Bhiwadi	Cu Secondary CCR	75	INR 764,000	Exw
07-Aug-24	Ex Bhiwadi	Cu Armature	45	INR 724,000	Exw
Stainless Steel					
15-Aug-24	Ex Delhi	SS 304 Scrap	50	INR 121,000	Exw
15-Aug-24	Nearshore to Nhava Sheva	SS 304 Scrap	50	\$1,410	CFR
14-Aug-24	Ex Mumbai	SS 316 CRC75	100	INR 326,000	Exw
14-Aug-24	Ex Mumbai	SS 304 CRC	50	INR 189,000	Exw
14-Aug-24	Australia to Chennai	SS 304 Scrap	120	\$1,370	CFR
07-Aug-24	Ex Mumbai	SS 304 CRC	120	INR 188,000	Exw
07-Aug-24	Ex Mumbai	SS 316 CRC	85	INR 320,000	Exw
07-Aug-24	Ex Delhi	SS 304 Scrap	170	INR 120,000	Exw
07-Aug-24	EU to Mundra	SS Zurik 98%	20	\$1,380	CFR
06-Aug-24	Ex Haryan	SS 304 Ingot	700	INR 124,000*	Exw
30-Jul-24	Indonesia to Mundra	SS 304 Scrap	100	\$1,450	CFR
30-Jul-24	Ex Mumbai	SS 316 CRC	18	INR 321,000	Exw
30-Jul-24	Ex Mumbai	SS 304 CRC	72	INR 187,000	Exw
30-Jul-24	EU to Mundra	SS Zurick (SS-70%)	250	\$1,710	CFR
24-Jul-24	Nearshore to Mundra	SS 304 Scrap	50	\$1,410	CFR
24-Jul-24	Ex Delhi	SS 304 Scrap	50	INR 119,000	Exw
19-Jul-24	US to Mundra	SS Zurik 95%	60	\$1300	CFR

Source - BigMint | * - 30 days credit



Formerly SteelMint / CoalMint

Contact:

info@bigmint.co

+91 97700 56666

Disclaimer: BigMint has taken due care and caution in compilation of content. Information is just for reference not intended for trading purpose or to address your particular requirement. The content includes facts, views and opinions are of individuals and not that of the BigMint management. We and our content licensors do not guarantee or warrant the accuracy, completeness or timeliness of, or otherwise endorse these views, and opinions. BigMint and its affiliates, or their employees, directors or agents shall not be liable or responsible for any loss or costs or any action whatsoever arising out of use or relying on the spot prices disseminated.