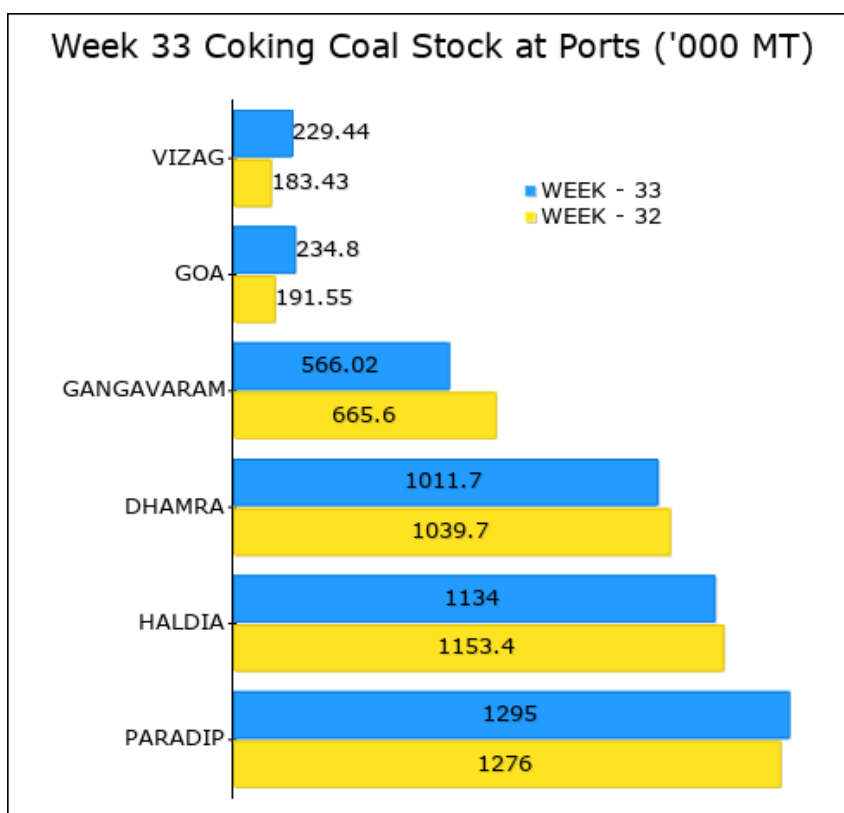


Week 33: Coal Stock at Major Indian Ports (11 Aug - 17 Aug)

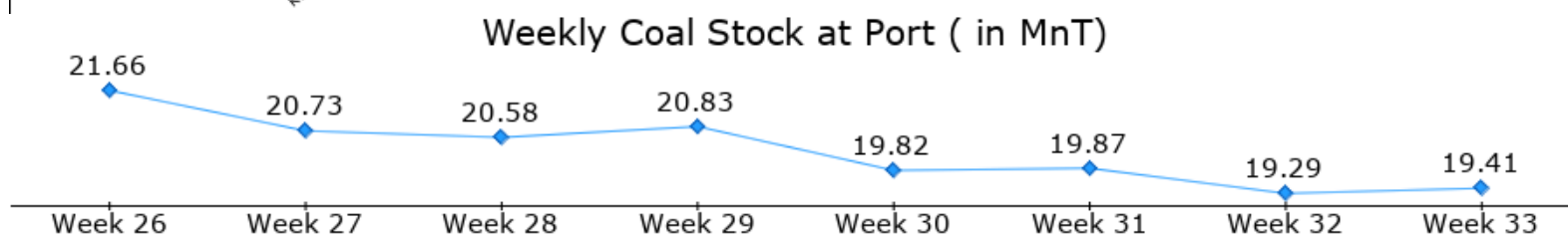
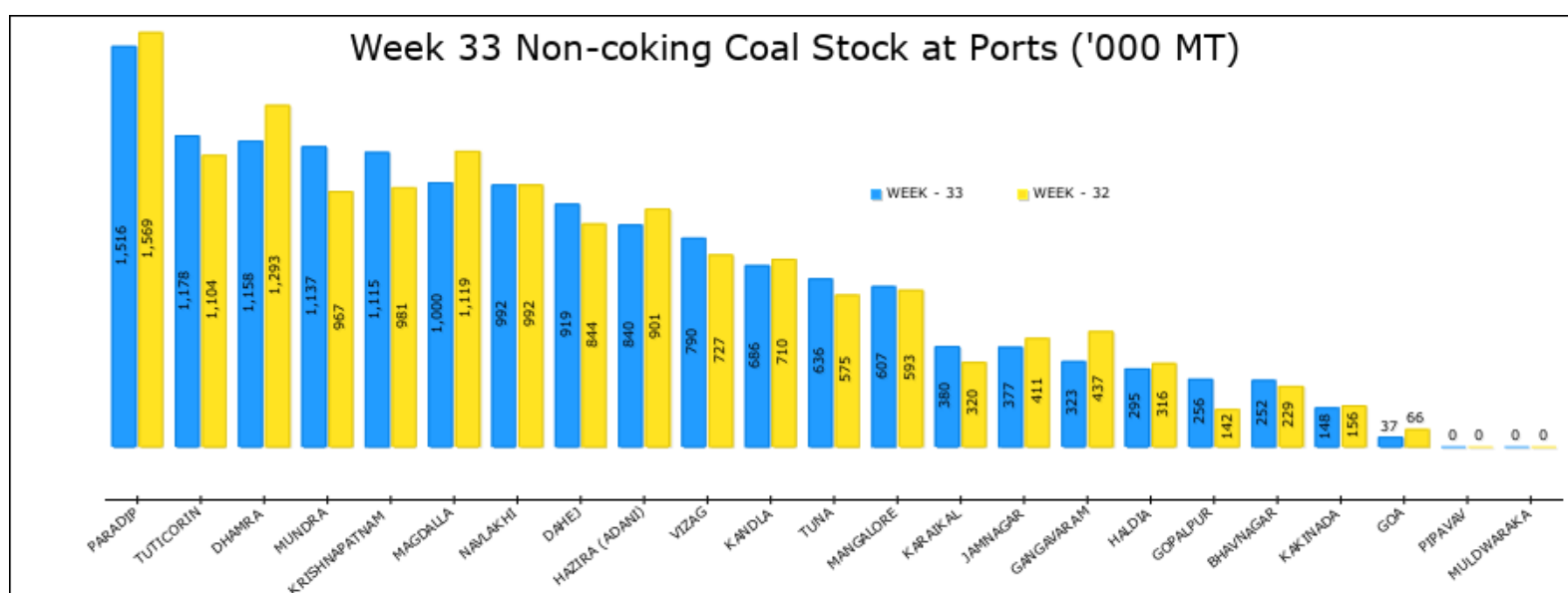
Total coal stock at major Indian ports at the end of week under review was around 19.41 MnT. Stock at ports has increased by 0.61% compared to preceding week. CoalMint assessed that by the end of week under review, Non-coking coal stock at the ports was around 14.64 MnT, which increased by 1.31% and Coking stock was around 4.77 MnT decreased by 1.5% against the previous week.

Total Coal Stock Status			
Port	WEEK 33	WEEK 32	CHANGE
PARADIP	2,811,000	2,845,000	-1.20%
DHAMRA	2,169,202	2,333,087	-7.02%
HALDIA	1,428,900	1,469,500	-2.76%
KRISHNAPATNAM	1,327,614	1,217,016	9.09%
TUTICORIN	1,178,400	1,103,500	6.79%
MUNDRA	1,137,044	966,933	17.59%
VIZAG	1,018,995	910,541	11.91%
MAGDALLA	999,582	1,118,996	-10.67%
NAVLAKHI	992,191	992,391	-0.02%
DAHEJ	919,295	843,652	8.97%
GANGAVARAM	889,319	1,102,111	-19.31%
HAZIRA (ADANI)	840,001	901,001	-6.77%
KANDLA	685,512	710,142	-3.47%
TUNA	636,095	574,763	10.67%
MANGALORE	612,500	602,900	1.59%
KARAIKAL	380,000	320,000	18.75%
JAMNAGAR	376,800	411,100	-8.34%
GOPALPUR	337,147	229,427	46.95%
GOA	271,614	257,079	5.65%
BHAVNAGAR	252,000	229,000	10.04%
KAKINADA	147,999	156,000	-5.13%
Grand Total	19,411,210	19,294,139	0.61%



CoalMint assessed that by the end of week under review, Coking Coal stock had decreased by 1.5% against previous week. Total Coking coal stock at Paradip is 1.30MnT, up by 1.49% against the previous week. Presently, inventory at Haldia Port is 1.13 MnT.

Non-coking Coal: 14.64 MnT Stock at Major Ports, increased by about 1.31% W-o-W



MAJOR COAL STOCK HOLDERS AT INDIAN PORTS (QTY - MT)

NON COKING COAL	WEEK 33	WEEK 32	CHANGE	NON COKING COAL	WEEK 33	WEEK 32	CHANGE
PARADIP	1,516,000	1,569,000	-3.38%	ULTRATECH CEMENT	78,282	96,832	-19.16%
JINDAL STEEL & POWER	442,000	537,000	-17.69%	RAWALASIA	56,220	NIL	100.00%
TATA STEEL	439,000	327,000	34.25%	OTHERS	144,900	137,350	5.50%
RAWMET COMMODITY	90,000	90,000	0.00%	TUNA	636,095	574,763	10.67%
GIRIDHAN	73,000	77,000	-5.19%	ADANI ENTERPRISE	216,339	252,189	-14.22%
SUPER SMELTERS	65,000	70,000	-7.14%	JSW MINERAL	187,498	118,695	57.97%
OTHERS	407,000	468,000	-13.03%	WELSPUN	128,358	71,429	79.70%
TUTICORIN	1,178,400	1,103,500	6.79%	COMSOL ENERGY	64,590	78,090	-17.29%
ADANI ENTERPRISE	292,200	390,000	-25.08%	SWISS SINGAPORE	17,650	30,200	-41.56%
NTPL	285,000	305,000	-6.56%	OTHERS	21,660	24,160	-10.35%
AGARWAL COAL	167,000	91,000	83.52%	MANGALORE	607,400	593,100	2.41%
BALAJI MALTS	130,500	96,000	35.94%	JSW STEEL	280,100	180,200	55.44%
DEVENDRAN COAL	86,600	21,500	302.79%	AGARWAL COAL	90,300	109,800	-17.76%
OTHERS	217,100	200,000	8.55%	BALAJI MALTS	78,200	99,700	-21.56%
DHAMRA	1,157,502	1,293,390	-10.51%	PT BARA DAYA ENERGY	59,700	68,700	-13.10%
ADANI ENTERPRISE	454,672	498,321	-8.76%	ADITYA BIRLA GLOBAL TR	49,700	59,700	-16.75%
RASHMI GROUP	309,345	442,614	-30.11%	OTHERS	49,400	75,000	-34.13%
RUNGTA MINES	177,639	223,612	-20.56%	KARAIKAL	380,000	320,000	18.75%
TATA INTERNATIONAL	167,615	77,612	115.97%	OTHERS	380,000	320,000	18.75%
ADANI POWER	48,231	48,231	0.00%	JAMNAGAR	376,800	411,100	-8.34%
OTHERS	NIL	3,000	-100.00%	NAYARA ENERGY	215,700	225,000	-4.13%
MUNDRA	1,137,044	966,933	17.59%	TATA CHEMICAL	105,000	115,000	-8.70%
ADANI POWER	414,310	336,010	23.30%	ROHIT SURFACTANTS	36,500	44,900	-18.71%
CGPL / TATA	300,000	410,923	-26.99%	RELIANCE INDUSTRIES	19,600	26,200	-25.19%
ADANI ENTERPRISE	197,734	210,000	-5.84%	GANGAVARAM	323,300	436,510	-25.94%
AMBUJA CEMENT	150,000	NIL	100.00%	ADANI ENTERPRISE	323,300	436,510	-25.94%
SHRI CEMENT	75,000	NIL	100.00%	HALDIA	294,900	316,100	-6.71%
OTHERS	NIL	10,000	-100.00%	AGARWAL COAL	45,800	13,000	252.31%
KRISHNAPATNAM	1,114,958	981,129	13.64%	JSW MINERAL	42,000	48,000	-12.50%
ADANI ENTERPRISE	912,973	875,887	4.23%	RAWMET COMMODITY	38,000	44,000	-13.64%
JINDAL STEEL & POWER	153,505	39,761	286.07%	HALDIA PETROCHEMICALS	33,000	39,000	-15.38%
RAMCO CEMENT	39,586	65,481	-39.55%	VARIOUS	30,000	39,000	-23.08%
JSW CEMENT	8,894	NIL	100.00%	OTHERS	106,100	133,100	-20.29%
MAGDALLA	999,582	1,118,996	-10.67%	GOPALPUR	255,500	141,780	80.21%
ESSAR POWER	501,221	575,301	-12.88%	ADITYA BIRLA	92,500	98,780	-6.36%
AGARWAL COAL	201,011	221,001	-9.05%	ADANI ENTERPRISE	80,000	NIL	100.00%
SARAOGI UDYOG	75,211	75,842	-0.83%	AGARWAL COAL	49,450	9,450	423.28%
SUNSHINE PVT LTD	62,142	66,322	-6.30%	JSW STEEL	32,050	32,050	0.00%
GREEN GOLD	60,024	66,423	-9.63%	GALLANTT GROUP	1,000	1,000	0.00%
OTHERS	99,973	114,107	-12.39%	OTHERS	500	500	0.00%
NAVLAKHI	992,191	992,391	-0.02%	BHAVNAGAR	252,000	229,000	10.04%
AGARWAL COAL	456,395	367,995	24.02%	NIRMA	220,000	190,000	15.79%
ADANI ENTERPRISE	258,243	266,743	-3.19%	SARAOGI UDYOG	19,000	22,000	-13.64%
TATA INTERNATIONAL	62,343	75,843	-17.80%	AGARWAL COAL	10,000	12,000	-16.67%
MOHIT MINERALS	43,730	55,230	-20.82%	AT TRADER OVERSEAS	3,000	5,000	-40.00%
ADITYA BIRLA	42,400	61,900	-31.50%	KAKINADA	147,999	156,000	-5.13%
OTHERS	129,080	164,680	-21.62%	RAMCO CEMENT	70,000	75,000	-6.67%
DAHEJ	919,295	843,652	8.97%	ULTRATECH CEMENT	26,000	30,000	-13.33%
ADANI ENTERPRISE	885,671	805,001	10.02%	SREE SIRISAI TRADERS	16,000	16,000	0.00%
HINDALCO INDUSTRIES	33,624	38,651	-13.01%	ADANI ENTERPRISE	15,000	15,000	0.00%
HAZIRA (ADANI)	840,001	901,001	-6.77%	TRAFIGURA	10,000	10,000	0.00%
ADANI ENTERPRISES	840,001	901,001	-6.77%	OTHERS	10,999	10,000	9.99%
VIZAG	789,556	727,109	8.59%	GOA	36,816	65,531	-43.82%
BHUSHAN POWER & STEEL	152,400	167,600	-9.07%	ADANI ENTERPRISE	36,816	65,531	-43.82%
JINDAL STEEL & POWER	120,030	135,230	-11.24%	Grand Total	14,640,851	14,451,127	1.31%
TATA STEEL	69,670	84,870	-17.91%				
AGARWAL COAL	68,471	79,871	-14.27%				
INDIA COKE & POWER	67,667	82,867	-18.34%				
OTHERS	311,318	176,671	76.21%				
KANDLA	685,512	710,142	-3.47%				
AGARWAL COAL	168,987	194,837	-13.27%				
JSW MINERAL	147,723	170,223	-13.22%				
ADITYA BIRLA	89,400	110,900	-19.39%				

COKING COAL	WEEK 33	WEEK 32	CHANGE
PARADIP	1,295,000	1,276,000	1.49%
SAIL	450,000	494,000	-8.91%
VISA MINMETAL	220,000	180,000	22.22%
BHUSHAN POWER & STEEL	153,000	153,000	0.00%
RAWMET COMMODITY	90,000	80,000	12.50%
INDIA COKE & POWER	51,000	51,000	0.00%
OTHERS	331,000	318,000	4.09%
HALDIA	1,134,000	1,153,400	-1.68%
SAIL	594,300	587,000	1.24%
TATA STEEL	374,000	356,700	4.85%
ELECTROSTEEL CASTINGS	77,500	86,500	-10.40%
CARBON RESOURCES	26,000	29,000	-10.34%
JAI BALAJI	23,000	29,000	-20.69%
OTHERS	39,200	65,200	-39.88%
DHAMRA	1,011,700	1,039,697	-2.69%
TATA STEEL	476,312	388,765	22.52%
SAIL	298,636	336,541	-11.26%
RASHMI GROUP	96,347	144,959	-33.53%
TATA STEEL LONG	82,716	82,716	0.00%
BENGAL ENERGY	57,689	86,716	-33.47%

GANGAVARAM	566,019	665,601	-14.96%
RINL	293,388	373,241	-21.39%
SAIL	186,421	180,010	3.56%
NMDC	86,210	112,350	-23.27%
GOA	234,798	191,548	22.58%
JSW STEEL	175,520	180,966	-3.01%
ADANI ENTERPRISE	59,278	10,582	460.18%
VIZAG	229,439	183,432	25.08%
SAIL	208,218	162,211	28.36%
RINL	21,221	21,221	0.00%
KRISHNAPATNAM	212,656	235,887	-9.85%
JSW STEEL	117,156	158,907	-26.27%
A ONE STEEL	38,472	NIL	100.00%
INDIA COKE & POWER	24,308	NIL	100.00%
RAWMET COMMODITY	15,397	38,798	-60.31%
SANDUR GROUP	9,428	NIL	100.00%
OTHERS	7,895	38,182	-79.32%
GOPALPUR	81,647	87,647	-6.85%
SAIL	81,647	87,647	-6.85%
MANGALORE	5,100	9,800	-47.96%
ARJAS STEEL	5,100	9,800	-47.96%
Grand Total	4,770,359	4,843,012	-1.50%

REPORT BY	CONTACT - RAIPUR	CONTACT - KOLKATA
Rubal Saini Email Id: rubal.saini@steelmintgroup.com	301, Jeevan Parisar, Rajeev Nagar Behind Crystal Arcade Raipur (C.G) 492007 - India (M: +91 97700 56666)	My Cube 24 Park Street, 1st Floor, Anuj Chambers Kolkata, West Bengal 700016 (M: +91 87705 91840)