



BIGMINT

Formerly SteelMint / CoalMint

Issue 698,

Scrap Recycling Daily

Ferrous | Non-Ferrous

Contents

14 Aug 2024, Wed

Intel & Insights

Snapshot

Ferrous Prices

Non Ferrous Prices

Tenders

Tender Result & Trade Sheet - Ferrous

Tender Result & Trade Sheet - Non Ferrous & Stainless Steel

INDIA

Iron Ore

India: PELLEX remains stable, Raipur pellet offers unchanged [READ MORE >](#)

Karnataka: Bellary pellet prices remain largely stable [READ MORE >](#)

Coal

India: Thermal coal port stocks largely stable w-o-w - week 32, 2024 [READ MORE >](#)

India's coking coal port stocks dip by 10% w-o-w - Week 32 [READ MORE >](#)

Indian Oil increases fuel grade pet coke prices for Aug'24 deliveries [READ MORE >](#)

India's thermal coal imports hit 6-month low in Jul'24; demand upturn likely from Sep [READ MORE >](#)

Scrap & Metallics

South Asian imported ferrous scrap index witnesses a drop on lack of buying interest-13 Aug [READ MORE >](#)

India: BigMint's ferrous scrap index improves by INR 200/t on 13 Aug'24 [READ MORE >](#)

India: Sponge iron prices rise on improved trade activity - 13 Aug [READ MORE >](#)

India: Melting scrap prices inch up by INR 100/t d-o-d in Alang [READ MORE >](#)

Steel

Indian HRC export offers on hold amid anti-dumping concerns in global market [READ MORE >](#)

Indian DRI, billet and re-bar update - 13'Aug [READ MORE >](#)

India: BigMint's billet index rises by INR 200/t d-o-d - 13 Aug [READ MORE >](#)

India's Brand-wise Rebar Offers from BF and IF route mills -13 Aug [READ MORE >](#)

India: Surya Roshni reports marginal increase in revenue for Q1FY'25 [READ MORE >](#)

BigMint's Daily Trade Sheet - 12 Aug'24 [READ MORE >](#)

Ferro Alloy

India: Silico manganese export market under pressure amid delayed inquiries, global disruptions [READ MORE >](#)

India: Ferro silicon prices trend down on buyers' resistance to higher offers [READ MORE >](#)

India: NMDC issues over 6,600 t ferro manganese purchase tender [READ MORE >](#)

India: SAIL-DSP issues 67,375 t manganese alloys purchase tender [READ MORE >](#)

India: SAIL floats 1,150 t HC ferro chrome purchase tender [READ MORE >](#)

Non Ferrous

India: Imported aluminium scrap prices remain rangebound despite LME rebound [READ MORE >](#)

Hindalco reports strong Q1FY'25 results; consolidated EBITDA jumps 31% y-o-y [READ MORE >](#)

India: Hindustan Copper Q1 net profit doubles to INR 113.40 crore [READ MORE >](#)

Base metals prices on LME remain positive, stocks witness negative trends [READ MORE >](#)

Ship Breaking

South Asian ship recycling markets grapple with instability, declining offers [READ MORE >](#)

South Asia: Ship-breaking tonnage down by 58% m-o-m in Jul'24 [READ MORE >](#)

CHINA

China: Iron ore spot prices remains largely stable [READ MORE >](#)

China: Shagang Steel reduces scrap procurement prices by \$8/t [READ MORE >](#)

China: Steel billet prices fall by RMB 30/t (\$4/t) d-o-d [READ MORE >](#)

Near-term outlook on China's steel products [READ MORE >](#)

SOUTH ASIA

Pakistan: Imported scrap index down \$17/t w-o-w; weak rebar sales keep market sluggish [READ MORE >](#)

SOUTH EAST ASIA

Vietnam: Ferrous scrap imports fall by 21% m-o-m in Jul'24 amid weak steel demand [READ MORE >](#)

MEA (MIDDLE EAST AFRICA)

Middle East: Imported HRC offers fall w-o-w on slow summer demand [READ MORE >](#)

UK, EUROPE

Sims to sell its UK operations to Unimetals for \$385 million [READ MORE >](#)

India: Imported aluminium scrap prices remain rangebound despite LME rebound

Imported aluminium scrap prices in India have remained rangebound w-o-w despite the rebound in LME prices. Prices for all grades are within a range and showing variations of \$20-\$30/t this week amidst cautious approach among market participants

and low purchase enquiries. Meanwhile, three-month LME aluminium prices hovered at \$2,300-2,320/t, a slight uptick w-o-w. Stocks at LME-registered warehouses stood at 903,600 tonnes (t). Aluminium prices rebounded after hovering a

[Continued](#)

Snapshot - Ferrous Prices

Assessment	Size,Grade	As on	Price	Change	1M	3M
Melting Scrap, CFR Iskenderun, Turkey	HMS 80:20 (Bulk, US Origin)	13 Aug 18.24 IST	USD 375	-2	-16	-5
Melting Scrap, FOB East Coast, USA	HMS 80:20	13 Aug 17.03 IST	USD 350	0	-12	-6
Melting Scrap, FOB Rotterdam, Europe	HMS 80:20 (Bulk)	07 Aug 18.32 IST	USD 360	+1	+2	+3
Melting Scrap, CFR Nhava Sheva, India	HMS 80:20 (Europe Origin, Containers)	13 Aug 18.24 IST	USD 380	-1	-9	-21
Melting Scrap, CFR Nhava Sheva, India	HMS 80:20 (West Africa Origin, Containers)	13 Aug 18.24 IST	USD 378	-4	-11	-22
Melting Scrap, DAP-Mandi Gobindgarh, India	End Cutting	13 Aug 17.45 IST	INR 37,100	+200	-1,633	-4,067
Melting Scrap, DAP-Mumbai, India	HMS(80:20)	13 Aug 17.45 IST	INR 33,000	+500	-67	-3,400
Melting Scrap, CFR Chittagong, Bangladesh	Shredded (Containers, UK Origin)	13 Aug 18.24 IST	USD 420	-4	-6	-2
Melting Scrap, CFR Chittagong, Bangladesh	HMS 80:20 (Containers, Europe Origin)	13 Aug 18.24 IST	USD 398	-2	-7	-7
Shipyard Melting Scrap, Exy Chittagong, Bangladesh	Ship breaking	31 Jul 18.47 IST	BDT 61,312	-410	-571	+3,312
Melting Scrap, CFR Qasim, Pakistan	Shredded (Containers, Europe Origin)	13 Aug 18.24 IST	USD 410	-10	-19	-8
Melting Scrap, Exw Punjab, Pakistan	Shredded	13 Aug 18.32 IST	PKR 150,550	-2,950	NA	+4,350
Melting Scrap, CFR Taichung, Taiwan	HMS 80:20 (US Origin, Containers)	07 Aug 11.42 IST	USD 348	+1	+3	-5
Melting Scrap, Feng Hsin DAP Taichung, Taiwan	HMS 1&2 (80:20)	07 Aug 11.44 IST	TWD 10,200	-300	-300	-600
Melting Scrap, CFR Hai Phong port, Vietnam	H2, (Bulk, Japan origin)	12 Aug 18.47 IST	USD 366	-5	+1	-9
Melting Scrap, FOB Tokyo Bay, Japan	H2, 3-6mm thick	09 Aug 11.14 IST	YEN 47,500	-1,400	-4,600	-4,200

Snapshot - Non Ferrous Prices

Assessment	Size,Grade	As on	Price	Change	1M	3M
Aluminium Extrusion Scrap, CFR Nhava Sheva, Middle East	6063 (Briquetted)	13 Aug 17.31 IST	USD 2,270	+20	-190	-270
Aluminium Zorba 95-5, CFR Nhava Sheva, UK	20 mm, Solid (Shredded)	13 Aug 17.31 IST	USD 1,950	-10	-90	-220
Aluminium Tense Scrap, CFR Nhava Sheva, Middle East	Attachments 8-9%, Mix	13 Aug 17.31 IST	USD 1,730	+30	-140	-190
Aluminium Extrusion Scrap, Exy-Delhi, India	6063 & 6061 (Mix)	13 Aug 17.19 IST	INR 190,000	0	-3,000	-4,000
Aluminium Taint Tabor Scrap, Exy-Delhi, India	Loose	13 Aug 17.19 IST	INR 178,500	0	-4,500	-10,500
Aluminium Ingot ADC12, Exw-Delhi NCR	Non-OEM	07 Aug 17.22 IST	INR 209,000	0	-4,000	-3,000
Lead Remelted Ingot, Exw-Delhi, India	Ingot, Pb 99%	13 Aug 17.11 IST	INR 185,000	0	-4,200	-4,000
Copper Armature Scrap, Exy-Delhi, India	Cu 99%	13 Aug 17.15 IST	INR 723,000	-7,000	-46,200	-106,400
Copper Secondary CC Wire Rods (CCR), Exw-Delhi, India	8 mm, Cu 99% min	13 Aug 17.15 IST	INR 766,000	-2,000	-50,800	-118,200
Zinc Special High Grade Ingot, Exw-Delhi, India	Ingot, Zn 99.99%	13 Aug 17.21 IST	INR 264,000	-2,000	-14,200	-17,300

Ferrous Prices

Melting Scrap (Global)

Particular/Delivery	Size/Grade	Delivery	As On	Price	Change	1M	3M
Global prices (in USD/MT)							
FOB Europe	HMS 80:20 (Bulk)	-	07 Aug 18.32 IST	\$360	+1	+2	+8
FOB USA	HMS 80:20	-	13 Aug 17.03 IST	\$350	0	-11.6	-6.2
	Shredded	-	13 Aug 17.03 IST	\$370	0	-11.6	-6.2
CNF Bangladesh	H2 (Bulk, Japan origin)	-	31 Jul 18.39 IST	\$404	+3	NA	+4
	HMS 80:20 (Bulk, US Origin)	-	31 Jul 18.39 IST	\$408	+4	NA	+6
	HMS 80:20 (Containers, Europe Origin)	-	13 Aug 18.24 IST	\$398	-2	-7	-7.2
	Shredded (Containers, UK Origin)	-	13 Aug 18.24 IST	\$420	-4	-5.75	-1.6
CNF China	H2	-	13 Aug 11.59 IST	\$333	-2	+8	-28.4
	HMS 80:20 (Bulk)	-	13 Aug 11.59 IST	\$356	0	+7.8	+4.8
	Shredded	-	13 Aug 11.59 IST	\$410	0	0	+3
CNF India	HMS 80:20 (Europe Origin, Containers)	-	13 Aug 18.24 IST	\$380	-1	-9	-21.4
	HMS 80:20 (West Africa Origin, Containers)	-	13 Aug 18.24 IST	\$378	-4	-10.6	-21.6
	HMS 80:20 (West Africa Origin, Containers)	-	13 Aug 18.24 IST	\$382	-2	-9.4	-21.8
	Shredded (Europe Origin, Containers)	-	13 Aug 18.24 IST	\$408	-4	-7.2	-10.4
	Shredded (US Origin, Containers)	-	13 Aug 18.24 IST	\$406	-2	-4.8	-8.2
CNF Pakistan	Shredded (Containers, Europe Origin)	-	13 Aug 18.24 IST	\$410	-10	-19.33	-7.6
CNF Taiwan	HMS 80:20 (US Origin, Containers)	-	07 Aug 11.42 IST	\$348	+1	+1	0
CNF Thailand	HMS 70:30	-	29 Jan 17.41 IST	\$352	+2	NA	NA
CNF Turkey	HMS 80:20 (Bulk, US Origin)	-	13 Aug 18.24 IST	\$375	-2	-15.8	-4.6
CNF Vietnam	H2, (Bulk, Japan origin)	-	12 Aug 18.47 IST	\$366	-5	+1	-9
	HMS 80:20 (Bulk, US Origin)	-	12 Aug 18.47 IST	\$375	-7	-8	-10

Ship Breaking (Global)

Particular/Delivery	Size/Grade	Delivery	As On	Price	Change	1M	3M
Global prices (in USD/MT)							
CNF Bangladesh	Containers	-	13 Aug 11.14 IST	\$520	0	-20	-40
	Tanker	-	13 Aug 11.14 IST	\$510	0	-20	-30
CNF India	Containers	-	13 Aug 11.14 IST	\$510	-20	-20	-40
	Tanker	-	13 Aug 11.14 IST	\$500	-20	-20	-30
CNF Pakistan	Containers	-	13 Aug 11.14 IST	\$530	-10	+10	0
	Tanker	-	13 Aug 11.14 IST	\$520	-10	+10	0
CNF Turkey	Containers	-	13 Aug 11.14 IST	\$365	-15	-15	-15
	Tanker	-	13 Aug 11.14 IST	\$355	-15	-15	-15

Sponge Iron (Global)

Particular/Delivery	Size/Grade	Delivery	As On	Price	Change	1M	3M
Global prices (in USD/MT)							
CNF Bangladesh	FeM 80% (+/-1), 100% lumps	-	08 Aug 17.25 IST	\$378	+11	+21	-27
CNF Nepal	Mix (70% lumps, 30% fines), FeM 80% (+/-1)	-	08 Aug 17.25 IST	\$364	+8	+19	-45

Pig Iron (Global)

Particular/Delivery	Size/Grade	Delivery	As On	Price	Change	1M	3M
Global prices (in USD/MT)							
FOB Black Sea	Steel Grade	-	10 Aug 10.52 IST	\$392	-13	-23	-18
FOB Brazil	Steel Grade	-	10 Aug 10.52 IST	\$442	0	-3	-8
CNF Italy	Steel Grade	-	10 Aug 10.50 IST	\$439	-10	-19	-19

Weekly Assessment,, *Tender Prices in export

Billet (Global)

Particular/Delivery	Size/Grade	Delivery	As On	Price	Change	1M	3M
Global prices (in USD/MT)							
FOB India	150*150, 3SP/4SP	-	13 Aug 18.34 IST	\$490	0	NA	NA
FOB Iran	130*130, 3SP	-	13 Aug 18.34 IST	\$470	0	-8	-8
FOB Russia	130*130, 3SP	-	13 Aug 18.34 IST	\$480	-5	-20	-20
CNF Nepal	100*100, IS 2831 (IF Grade)	-	13 Aug 18.32 IST	\$487	+3	-8.5	-65
CNF Philippines	150*150, 3SP	-	13 Aug 18.32 IST	\$480	0	-14	-45
CNF Turkey	120*120	-	13 Aug 18.32 IST	\$495	-5	-20	-25

Weekly Assessment

Melting Scrap (India)

Particular/Delivery	Size/Grade	Delivery	As On	Price	Change	1M	3M
Indian prices (in INR/MT)							
Ex-Ludhiana	CR Busheling (Loose)	DAP	13 Aug 17.45 IST	38,300	+500	-1,400	-3,800
	End Cutting	DAP	13 Aug 17.45 IST	37,200	+500	-1,500	-3,800
	Turning Boring Scrap	DAP	13 Aug 17.45 IST	34,600	0	-1,500	-4,200
	CI Scrap, Mixed Size	DAP	13 Aug 17.45 IST	38,900	0	0	-1,100
Ex-Mandi	LMS (Light Melting Scrap)	DAP	13 Aug 17.45 IST	32,600	+300	-1,500	-3,800
	CR Busheling (Loose)	DAP	13 Aug 17.45 IST	38,600	+600	-1,500	-3,800
	HMS(80:20)	DAP	13 Aug 17.45 IST	34,800	+300	-1,600	-3,500
Ex-Durgapur	End Cutting	DAP	13 Aug 17.45 IST	37,100	+200	-1,900	-4,200
	HMS(80:20)	DAP	13 Aug 17.45 IST	34,700	0	-750	-3,000
Ex-Raipur	HMS(80:20)	DAP	13 Aug 17.45 IST	34,000	+200	-1,750	-4,500
	End Cutting	DAP	13 Aug 17.45 IST	36,000	+200	-1,750	-4,450
Ex-Ahmedabad	CR Busheling (Bundle)	DAP	13 Aug 17.45 IST	38,000	-200	-800	-2,500
	HMS(80:20)	DAP	13 Aug 17.45 IST	33,000	0	-1,700	-4,500
Ex-Alang	HMS(80:20)	Ex-Yard	13 Aug 17.45 IST	33,400	+100	-2,600	-5,400
Ex-Jalna	CR Busheling (Loose)	DAP	13 Aug 17.45 IST	35,700	0	-600	-4,400
	HMS(80:20)	DAP	13 Aug 17.45 IST	32,600	0	-600	-4,400
Ex-Mumbai	HMS(80:20)	DAP	13 Aug 17.45 IST	33,000	+500	+200	-3,000
	HMS(80:20)	DAP	13 Aug 17.45 IST	32,000	0	+200	-3,600
Ex-Chennai	HMS(90:10)	DAP	13 Aug 17.45 IST	34,400	0	-100	-2,600
	CR Busheling (Bundle)	DAP	13 Aug 17.45 IST	36,200	0	-100	-2,500
	Turning Boring Scrap	DAP	13 Aug 17.45 IST	31,000	0	+300	-3,600
Ex-Coimbatore	CI Scrap, Mixed Size	DAP	13 Aug 17.45 IST	37,600	0	-100	-200
Ex-Hyderabad	HMS(80:20)	DAP	13 Aug 17.45 IST	30,000	0	-500	-3,800
	HMS(90:10)	DAP	13 Aug 17.45 IST	31,500	0	-500	-3,800
Ex-Bhilai	9-13 Meters, 60 KG	Ex-works	25 Jul 14.36 IST	40,800	-3,620	-350	-700

Re - Rolling Scrap (India)

Particular/Delivery	Size/Grade	Delivery	As On	Price	Change	1M	3M
Indian prices (in INR/MT)							
Ex-Alang	Attachment, Ship Breaking	Ex-Yard	13 Aug 10.58 IST	34,400	+100	-2,600	-5,400
	HMS(80:20), Ship Breaking	Ex-Yard	13 Aug 10.58 IST	33,400	+100	-2,600	-5,400
	19-22mm(12 ANE), Ship Breaking	Ex-Yard	13 Aug 10.58 IST	41,000	+100	-2,500	-3,900
	15-18mm(10 ANE), Ship Breaking	Ex-Yard	13 Aug 10.58 IST	41,000	+100	-2,400	-3,800
	1 Inch, Ship Breaking	Ex-Yard	13 Aug 10.58 IST	41,000	+100	-2,500	-4,000
	12-14mm(8 ANE), Ship Breaking	Ex-Yard	13 Aug 10.58 IST	40,500	+100	-2,300	-3,800
	5-10 KG, Ship Breaking	Ex-Yard	13 Aug 10.58 IST	39,500	+100	-2,300	-3,900
	9-11mm(6 ANE), Ship Breaking	Ex-Yard	13 Aug 10.58 IST	39,000	+100	-2,300	-3,800
	2-5 KG, Ship Breaking	Ex-Yard	13 Aug 10.58 IST	38,500	+100	-2,300	-3,800
	6-8mm(4 ANE), Ship Breaking	Ex-Yard	13 Aug 10.58 IST	38,000	+100	-2,300	-3,800
1-2 KG, Ship Breaking	Ex-Yard	13 Aug 10.58 IST	34,600	+100	-2,600	-5,400	

Sponge Iron (India)

Region	Particular	Sponge Iron (C-DRI)				Pellet Sponge (P-DRI)			
		Price	Change	W-O-W	1M	Price	Change	W-O-W	1M
Indian prices (in INR/MT) As on 13 Aug 2024									
North India	Mandi Gobindgarh	30,000	+ 200	+ 200	- 500	-	-	-	-
East India	Durgapur	27,300	+ 200	+ 300	- 200	25,300	+ 200	+ 350	- 150
East India	Rourkela	26,000	+ 100	+ 250	- 700	-	-	-	-
Central India	Raigarh	25,850	+ 100	- 150	- 1,250	23,850	+ 100	- 150	- 1,250
Central India	Raipur	28,500	0	- 150	- 1,650	24,500	+ 150	+ 50	- 1,300
South India	Bellary	27,000	+ 100	0	- 650	25,900	+ 100	+ 150	- 600
Eastern India	Ramgarh	26,900	+ 100	- 100	- 800	24,800	+ 50	- 200	- 900
East India	Jharsugda	-	-	-	-	23,200	0	- 100	- 1,400
South India	Hyderabad	-	-	-	-	26,500	+ 200	0	- 700

All prices are basic, GST extra.

Pig Iron (India)

Particular/Delivery	Size/Grade	Delivery	As On	Price	Change	1M	3M
Indian prices (in INR/MT)							
DAP-Ludhiana	Steel Grade	DAP	13 Aug 17.25 IST	40,000	0	- 400	- 3,500
Ex-Bokaro	Steel Grade	Ex-Plant, Bokaro	01 Aug 18.06 IST	35,900	- 1,450	- 1,450	- 1,450
Ex-Burnpur	Steel Grade	Ex-Plant, Burnpur	31 May 16.00 IST	40,500	- 2,500	0	- 2,500
Ex-Durgapur	Steel Grade	Ex-Works	13 Aug 17.25 IST	37,000	+ 100	- 1,000	- 5,150
		Ex-Plant, Durgapur	24 Jul 11.53 IST	36,700	- 300	- 300	- 6,550
Ex-Rourkela	Steel Grade	Ex-Plant, Rourkela	12 Aug 13.44 IST	35,100	- 1,400	- 1,500	- 7,400
Ex-Bhilai	Steel Grade	Ex-Plant, Bhilai	20 Jun 17.45 IST	38,000	- 4,100	0	- 4,100
DAP-Raigarh	Steel Grade	DAP	13 Aug 17.25 IST	36,200	+ 150	- 1,850	- 5,550
DAP-Raipur	Steel Grade	DAP	13 Aug 17.25 IST	36,750	+ 100	- 1,450	- 5,600
DAP-Hyderabad	Steel Grade	DAP	13 Aug 13.40 IST	38,200	+ 200	0	- 4,200
DAP-Delhi	Foundry Grade	DAP	13 Aug 13.30 IST	44,000	+ 200	+ 1,000	- 3,500
DAP-Ludhiana	Foundry Grade	DAP	13 Aug 13.30 IST	44,000	+ 200	+ 1,000	- 2,500
Ex-Durgapur	Foundry Grade	Ex-Works	13 Aug 13.30 IST	42,500	0	- 1,000	- 4,000
Ex-Kharagpur	Foundry Grade	Ex-Works	13 Aug 13.30 IST	42,500	0	- 1,000	- 4,000
DAP-Ahmedabad	Foundry Grade	DAP	13 Aug 13.30 IST	45,500	0	- 300	- 1,200
DAP-Kolhapur	Foundry Grade	DAP	13 Aug 13.30 IST	45,800	0	- 200	- 1,200

Indian pig iron price assessment frequency has been increased from weekly to daily basis.

Ingot/Billet (India)

Region	Particular	INGOT				BILLET			
		Price	Change	W-O-W	1M	Price	Change	W-O-W	1M
Indian prices (in INR/MT) As on 13 Aug 2024									
North India	Ghaziabad	41,300	+ 500	+ 600	- 1,300	-	-	-	-
North India	Ludhiana	44,700	+ 200	+ 200	- 900	-	-	-	-
North India	Mandi Gobindgarh	42,000	+ 150	- 100	- 2,000	42,000	+ 100	- 100	- 2,000
North India	Muzaffarnagar	41,200	+ 600	+ 800	- 1,200	-	-	-	-
East India	Rourkela	37,450	+ 450	+ 250	- 1,150	37,900	+ 400	+ 100	- 1,150
Central India	Raigarh	37,800	+ 200	+ 200	- 900	38,200	+ 400	+ 300	- 850
Central India	Raipur	38,250	+ 100	+ 350	- 950	38,600	+ 200	+ 250	- 1,000
West India	Ahmedabad	40,300	+ 300	- 400	- 1,700	41,300	+ 200	- 200	- 1,500
West India	Jaipur	40,300	0	- 100	- 1,200	-	-	-	-
West India	Mumbai	40,800	+ 100	+ 300	- 800	41,100	+ 100	+ 300	- 900
East India	Durgapur	-	-	-	-	38,800	0	0	- 1,000
East India	Kolkata	-	-	-	-	39,500	0	0	- 1,000
West India	Bhavnagar	-	-	-	-	40,900	+ 300	- 100	- 1,500
West India	Goa	-	-	-	-	40,300	0	- 200	- 950
West India	Jalna	-	-	-	-	41,000	+ 500	+ 100	- 1,200
South India	Chennai	-	-	-	-	42,000	0	- 1,000	- 500
South India	HINDPUR	-	-	-	-	40,800	0	- 400	- 900

South India	Hyderabad	-	-	-	-	39,500	0	0	-1,500
Eastern India	Ramgarh	-	-	-	-	38,800	+100	+50	-1,050

All prices are basic, GST @ 18% extra. Ingot - 3.5"*4.5", Commercial Grade, Billet - 100*100

Stainless Steel & Raw Material(India)

Assessment	Size,Grade	As on	Price	Change	1M	3M
Stainless Steel 304 Scrap, CFR Mundra, Nearshore	Loose	09 Aug 17.14 IST	USD 1,410	0	-45	-33
Stainless Steel 316 Scrap, Exy-Delhi, India	Loose	09 Aug 17.12 IST	INR 219,500	-500	-1,000	+6,500
Stainless Steel 304 Scrap, Exy-Delhi, India	Loose	09 Aug 17.12 IST	INR 121,000	+500	-1,000	0
Stainless Steel Utensil Scrap, Exy-Delhi, India	Induction Grade, Loose	09 Aug 17.12 IST	INR 67,000	0	0	0
Stainless Steel 304 Grade, HRC, Exw-Mumbai, India	3-25 mm, No. 1 Finish	07 Aug 17.27 IST	INR 178,000	+1,000	0	+1,000
Stainless Steel 316 Grade, HRC, Exw-Mumbai, India	3-25 mm, No. 1 Finish	07 Aug 17.27 IST	INR 309,000	+1,000	0	+1,000
Stainless Steel JT Grade, HRC, Exw-Mumbai, India	3-25 mm, No. 1 Finish	07 Aug 17.27 IST	INR 126,000	0	0	+1,000
Stainless Steel 304 Grade, CRC, Exw-Mumbai, India	1-3 mm, 2B Finish	07 Aug 17.27 IST	INR 189,000	+1,000	0	-1,500
Stainless Steel 316 Grade, CRC, Exw-Mumbai, India	1-3 mm, 2B Finish	07 Aug 17.27 IST	INR 322,000	+1,000	0	+5,000
Stainless Steel JT Grade, CRC, Exw-Mumbai, India	1-3 mm, 2B Finish	07 Aug 17.27 IST	INR 136,000	0	0	+1,000
Stainless Steel 304 Grade, CRC, Exw-Foshan, China	1.5*1219*C, 2B	12 Aug 16.36 IST	RMB 14,550	-50	0	+150
Stainless Steel 304 Grade, CRC, FOB Sanshui, China	2.0*1240*C, 2B	12 Aug 16.38 IST	USD 2,108	+15	+28	+27
Stainless Steel 201 Grade, CRC, FOB Sanshui, China	2.0*1240*C, 2B	12 Aug 16.38 IST	USD 1,344	+4	-16	-15
HC Ferro Chrome (Si:4%), Exw-Jajpur, India	10-150mm, HC 60%, Si- 4%	09 Aug 10.12 IST	INR 103,400	-1,500	-6,625	-3,150
Ferro Silicon, Exw-Guwahati, India	25-150 mm, FeSi 70%	12 Aug 18.39 IST	INR 88,400	-400	-3,850	-11,150
Ferro Manganese, Exw-Durgapur, India	25-150 mm, HC 70%	13 Aug 18.45 IST	INR 75,400	0	-2,360	-15,200
Silico Manganese, Exw-Durgapur, India	25-150 mm, HC 60-14	13 Aug 18.40 IST	INR 68,700	0	-80	-14,720
Ferro Molybdenum (FeMo60%), Ex-Plant Nagpur, India	10-100 mm, Mo: 60%	09 Aug 10.15 IST	INR 2,471,000	-28,000	-249,000	-160,500
Ferro Molybdenum (FeMo70%), Ex-US	Mo:> 65%, 10-150mm	07 Aug 10.24 IST	USD 56	-6	-6	-5

Pakistan

Assessment	Size,Grade	As on	Price	Change	1M	3M
Melting Scrap, CFR Qasim, Pakistan	Shredded (Containers, Europe Origin)	13 Aug 18.24 IST	USD 410	-10	-19	-8
Melting Scrap, Exw Punjab, Pakistan	Shredded	13 Aug 18.32 IST	PKR 150,550	-2,950	NA	+4,350
HRC, CNF Qasim, Pakistan	2mm, SS400 (China origin), SS400	13 Aug 18.51 IST	USD 505	-13	-31	-52
HRC, CNF Qasim, Pakistan	2mm, SS400 (Japan origin), SS400	28 May 18.42 IST	USD 585	0	-10	NA
Rebar, Exw-Punjab, Pakistan	Deformed Bar (G-60)	13 Aug 18.33 IST	PKR 252,250	-4,750	NA	+7,000
Billet, Exw Punjab, Pakistan	60 CC	13 Aug 18.34 IST	PKR 214,000	-2,200	NA	+1,667
Ship Breaking, CFR Gadani, Pakistan	Tanker	13 Aug 11.14 IST	USD 520	-10	+10	0
Ship Breaking, CFR Gadani, Pakistan	Containers	13 Aug 11.14 IST	USD 530	-10	+10	0

Bangladesh

Assessment	Size,Grade	As on	Price	Change	1M	3M
Melting Scrap, CFR Bangladesh	HMS 80:20 (Bulk, US Origin)	31 Jul 18.39 IST	USD 408	+4	+3	+3
Melting Scrap, CFR Chittagong, Bangladesh	H2 (Bulk, Japan origin)	31 Jul 18.39 IST	USD 404	+3	+6	+3
Melting Scrap, CFR Chittagong, Bangladesh	Shredded (Containers, UK Origin)	13 Aug 18.24 IST	USD 420	-4	-6	-2
Melting Scrap, CFR Chittagong, Bangladesh	HMS 80:20 (Containers, Europe Origin)	13 Aug 18.24 IST	USD 398	-2	-7	-7
Shipyard Melting Scrap, Exy Chittagong, Bangladesh	Ship breaking	31 Jul 18.47 IST	BDT 61,312	-410	-571	+3,312
Sponge Iron ²	-	-	-	-	-	-
Sponge Iron ²	-	-	-	-	-	-
HRC, CNF Chittagong, Bangladesh	2mm, SAE 1006 (China origin)	13 Aug 18.51 IST	USD 530	-10	-25	-55
Rebar, Exw-Chittagong, Bangladesh	10-16mm, IF route, 500W	31 Jul 18.45 IST	BDT 92,000	-500	-1,513	-500
Ship Breaking, CFR Chittagong, Bangladesh	Tanker	13 Aug 11.14 IST	USD 510	0	-20	-30

Japan & Taiwan

Assessment	Size,Grade	As on	Price	Change	1M	3M
Melting Scrap, FOB Tokyo Bay, Japan	H2, 3-6mm thick	09 Aug 11.14 IST	YEN 47,500	-1,400	-4,600	-4,200
Melting Scrap, Tokyo Steel DAP Utsunomiya, Japan	H2, 3-6mm thick	06 Aug 11.59 IST	YEN 47,500	-2,500	-4,500	NA
Melting Scrap, Tokyo Steel DAP Tahara, Japan	H2, 3-6mm thick	06 Aug 11.59 IST	YEN 47,500	-2,000	-4,000	NA
Melting Scrap, Kanto Tetsugen Tender, FAS Japan	H2, 3-6mm thick	09 Aug 11.14 IST	YEN 47,956	-4,212	-4,212	NA
HRC, FOB Tokyo, Japan	2mm, SS400	13 Aug 18.46 IST	USD 530	-10	-10	-35
Ferro Chrome, CNF Tokyo, Japan	10-50mm, HC 60% (cents/lb)	07 Aug 10.13 IST	CEN 100	-1	-4	-8
Melting Scrap, Feng Hsin DAP Taichung, Taiwan	HMS 1&2 (80:20)	07 Aug 11.44 IST	TWD 10,200	-300	-300	-600
Melting Scrap, CFR Taichung, Taiwan	HMS 80:20 (US Origin, Containers)	07 Aug 11.42 IST	USD 348	+1	+3	-5

Note:- W-O-W: Week On Week, 1M: Change over last month, 3M: Change over last 3 months

Non Ferrous Prices

Aluminium (Global)

Particular/Delivery	Size/Grade	Delivery	As On	Price	Change	1M	3M
Global prices (in USD/MT)							
Aluminium Extrusion Scrap, CFR Nhava Sheva, Middle East	6063 (Briquetted)	-	13 Aug 17.31 IST	\$2,270	+ 20	- 190	- 270
Aluminium Taint Tabor Scrap, CFR Nhava Sheva, Middle East	Briquetted, Clean	-	13 Aug 17.31 IST	\$2,050	+ 30	- 130	- 180
Aluminium Taint Tabor, CFR Nahva Sheva, UK	Cut and sheared 9-10% attachment	-	13 Aug 17.31 IST	\$1,730	0	- 110	- 150
Aluminium Taint Tabor, CFR Nahva Sheva, US	HRB, Attachment 3%	-	13 Aug 17.31 IST	\$1,870	+ 10	- 110	- 170
Aluminium Talk Scrap, CFR Nhava Sheva, Middle East	Solid (Clean)	-	13 Aug 17.31 IST	\$4,470	+ 10	- 510	- 1,010
Aluminium Talk, CFR Nahva Sheva, US	Solid (Clean)	-	13 Aug 17.31 IST	\$4,690	+ 70	- 500	- 1,080
Aluminium Tense Scrap, CFR Nhava Sheva, Middle East	Attachments 8-9%, Mix	-	13 Aug 17.31 IST	\$1,730	+ 30	- 140	- 190
Aluminium Tense, CFR Nahva Sheva, US	Attachments 6-7%	-	13 Aug 17.31 IST	\$1,780	- 30	- 150	- 180
Aluminium Wheel Scrap, CFR Nahva Sheva, UK	Solid (Loose)	-	13 Aug 17.31 IST	\$2,230	+ 20	- 120	- 250
Aluminium Zorba 95-5, CFR Nhava Sheva, UK	20 mm, Solid (Shredded)	-	13 Aug 17.31 IST	\$1,950	- 10	- 90	- 220
Silicon Metal, CFR Mundra, China	Grade 553 Si- 98.5%	-	13 Aug 17.31 IST	\$1,740	- 20	- 160	- 240

Aluminium (India)

Particular/Delivery	Size/Grade	Delivery	As On	Price	Change	1M	3M
Indian prices (in INR/MT)							
Aluminium Ingot P1020, Exy-Delhi	Ingot EC Grade 99.70%	Ex-Yard	12 Aug 16.43 IST	224,000	+ 3,000	- 18,500	- 31,000
Aluminium Ingot ADC12, Exw-Delhi NCR	Automobile OEM Approved	Exw-Delhi NCR	07 Aug 17.22 IST	219,000	- 2,000	- 2,000	+ 500
	Non-OEM	Ex-Works	07 Aug 17.22 IST	209,000	0	- 4,000	- 3,000
Aluminium Extrusion Scrap, Exy-Delhi	6063 & 6061 (Mix)	Ex-Yard	13 Aug 17.19 IST	190,000	0	- 3,000	- 4,000
Aluminium Utensil Scrap, Exy-Delhi	Loose	Ex-Yard	13 Aug 17.19 IST	180,000	0	- 4,000	- 11,000
Aluminium Taint Tabor Scrap, Exy-Delhi	Loose	Ex-Yard	13 Aug 17.19 IST	178,500	0	- 4,500	- 10,500
Aluminium Tense Scrap, Exy-Delhi	Solid (Loose)	Ex-Yard	13 Aug 17.19 IST	174,000	0	- 6,000	- 13,000
Aluminium Ingot P1020, Exy-Mumbai	Ingot EC Grade 99.70%	Ex-Yard	13 Aug 17.19 IST	219,000	- 1,000	- 13,000	- 30,000
Aluminium Extrusion Scrap, Exy-Mumbai	6063 (Loose)	Ex-Yard	13 Aug 17.19 IST	198,000	+ 2,000	- 4,000	- 2,000
Aluminium Utensil Scrap, Exy-Mumbai	Utensil (Loose)	DAP	13 Aug 17.19 IST	188,000	+ 2,000	+ 1,000	+ 3,000
Aluminium Ingot ADC12, Exw-Chennai	Automobile OEM Approved	Exw-Chennai	07 Aug 17.22 IST	218,000	- 1,000	NA	NA
	Non-OEM	Ex-Works	07 Aug 17.22 IST	211,000	0	- 4,500	NA
Aluminium Tense Scrap, Exy-Chennai	Solid (Loose)	Ex-Yard	13 Aug 17.19 IST	175,000	0	- 6,000	NA

Copper (Global)

Particular/Delivery	Size/Grade	Delivery	As On	Price	Change	1M	3M
Global prices (in USD/MT)							
Brass Honey Scrap, CFR Mundra, Middle East	4% attachment	-	07 Aug 17.12 IST	\$5,400	0	- 300	- 1,000
Copper Motor Scrap, CFR Mundra, US	Cu 8-10%	-	07 Aug 17.12 IST	\$1,150	- 30	- 90	- 150

Copper (India)

Particular/Delivery	Size/Grade	Delivery	As On	Price	Change	1M	3M
Indian prices (in INR/MT)							
Copper Secondary CC Wire Rods, Exw-Delhi	8 mm, Cu 99% min	Ex-works	13 Aug 17.15 IST	766,000	- 2,000	- 50,800	- 118,200
Copper Primary CC Wire Rods, Exw-Delhi	8 mm, Cu 99.99%	Ex-works	13 Aug 17.15 IST	800,000	+ 10,000	- 57,000	- 137,000
Copper Armature Scrap, Exy-Delhi	Cu 99%	Ex-Yard	13 Aug 17.15 IST	723,000	- 7,000	- 46,200	- 106,400
Copper Primary CC Wire Rods (CCR), Exy-Mumbai	8 mm, Cu 99.99%	Ex-Yard	13 Aug 17.15 IST	804,000	+ 1,000	- 55,600	- 134,750
Copper Armature Scrap, Exy-Mumbai	Cu - 98%	DAP	13 Aug 17.15 IST	766,000	0	- 35,600	- 91,000
Brass Honey Scrap, Exy-Mumbai	Cu 63% Zn 33%	DAP	13 Aug 17.15 IST	501,000	+ 1,000	- 24,800	- 52,750











Zinc (India)

Particular/Delivery	Size/Grade	Delivery	As On	Price	Change	1M	3M
Indian prices (in INR/MT)							
Zinc Special High Grade Ingot, Exw-Delhi	Ingot, Zn 99.99%	Ex-works	13 Aug 17.21 IST	264,000	- 2,000	- 14,200	- 17,300
Zinc Special High Grade Ingot, Exy-Mumbai	Ingot, Zn 99.995%	Ex-Yard	13 Aug 17.21 IST	261,000	- 4,000	- 15,200	- 14,500

Lead (India)

Particular/Delivery	Size/Grade	Delivery	As On	Price	Change	1M	3M
Indian prices (in INR/MT)							
Lead Remelted Ingot, Exw-Delhi	Ingot, Pb 99%	Ex-works	13 Aug 17.11 IST	185,000	0	- 4,200	- 4,000
Lead Primary Ingot, Exw-Delhi	Ingot, Pb 99.99%	Ex-works	13 Aug 17.11 IST	205,000	0	- 4,600	- 4,000
Lead Primary Ingot, Exy-Mumbai	Ingot, Pb 99.99%	Ex-Yard	13 Aug 17.11 IST	192,000	- 3,000	- 4,000	- 6,500

Live Tenders

COMPANY	TYPE	GRADE	QUANTITY	EXPIRY DATE	LOCATION	VIEW
Aluminium						
Yantra India Limited	Buy	Primary Aluminum Ingot	70 MT	17 Aug, 2024	 Nagpur, Maharashtra, India	
Melting Scrap						
HPCLMittalEnergyLimited	Sell	Melting Scrap	1,000 MT	20 Aug, 2024	 Bathinda, Punjab, India	
BelriseIndustriesLimited	Sell	Melting Scrap	200 MT	16 Aug, 2024	 Halol, Gujarat, India	
NALCO	Sell	Melting Scrap	300 MT	23 Aug, 2024	 Koraput, Odisha, India	
Zinc						
ISWP	Sell	Zinc Ash	46 MT	14 Aug, 2024	 Jamshedpur, Jharkhand, India	

[View All](#)

Tender Result & Trade Sheet - Ferrous

Daily Ferrous Scrap Trade Sheet



Date	Location	Material	Quantity in tonne	Price per tonne	Incoterm
Domestic- Ferrous (in INR/t)					
13-Aug-24	Mandi Gobindgarh,Punjab	HMS (80:20)	940	34700-34900	DAP
12-Aug-24	Mandi Gobindgarh,Punjab	HMS (80:20)	450	34400-34500	DAP
09-Aug-24	Mandi Gobindgarh,Punjab	HMS (80:20)	1400	33800-34100	DAP
13-Aug-24	Mandi Gobindgarh,Punjab	End Cutting	870	37000-37200	DAP
09-Aug-24	Mandi Gobindgarh,Punjab	End Cutting	1080	36300	DAP
12-Aug-24	Mandi Gobindgarh,Punjab	CR busheling	700	38000-38100	DAP
09-Aug-24	Mandi Gobindgarh,Punjab	CR busheling	460	37600	DAP
08-Aug-24	Mandi Gobindgarh,Punjab	CR busheling	860	38100-38200	DAP
13-Aug-24	Mandi Gobindgarh,Punjab	LMS	2600	32500-32800	DAP
12-Aug-24	Mandi Gobindgarh,Punjab	LMS	2940	32100-32400	DAP
09-Aug-24	Mandi Gobindgarh,Punjab	LMS	3525	31600-32000	DAP
12-Aug-24	Ludhiana, Punjab	Turning Boring	150	34600	DAP
12-Aug-24	Ludhiana, Punjab	CR busheling	1050	34600	DAP
09-Aug-24	Ludhiana, Punjab	CR busheling	1450	37400-37600	DAP
08-Aug-24	Ludhiana, Punjab	CR busheling	1330	37900-38100	DAP
13-Aug-24	Ludhiana, Punjab	End Cutting	650	37200-37300	DAP
12-Aug-24	Ludhiana, Punjab	End Cutting	400	36700-36800	DAP
09-Aug-24	Ludhiana, Punjab	End Cutting	400	36200	DAP
12-Aug-24	Ludhiana, Punjab	Cast Iron Scrap	120	38900	DAP
08-Aug-24	Durgapur,West Bengal	HMS(80:20)	220	34750	DAP
09-Aug-24	Jalna, Maharashtra	HMS(80:20)	1,730	32,600	DAP
08-Aug-24	Jalna, Maharashtra	HMS(80:20)	2,300	32600	DAP
08-Aug-24	Jalna, Maharashtra	HMS(80:20)	400	33000	DAP
07-Aug-24	Jalna, Maharashtra	HMS(80:20)	2,160	32500	DAP
09-Aug-24	Chennai, Tamil Nadu	HMS(80:20)	1,140	32,000	DAP
08-Aug-24	Chennai, Tamil Nadu	HMS(80:20)	1,130	32,100	DAP
07-Aug-24	Chennai, Tamil Nadu	HMS(80:20)	1,190	31,900	DAP
Imported- Ferrous (in \$/t)					
13-Aug-24	UK to Qasim	Shredded	1000	406	CFR
13-Aug-24	EU to Turkiye	HMS(80:20)	35000	369	CFR
09-Aug-24	US to Turkiye	HMS(90:10) , PNS	26000	383, 398	CFR
09-Aug-24	US to Turkiye	HMS(90:10), Shredded , PNS	--	381 , 396	CFR
09-Aug-24	UK to West Coast India	PNS	500	415	CFR
09-Aug-24	Poland to Nhava Sheva	Shredded	500	410	CFR
08-Aug-24	France to Turkiye	HMS(80:20), Shredded & Bonus	--	376, 396 , 396	CFR
08-Aug-24	UK to Qasim	Fabrication- HMS	1800	425	CFR

Source-BigMint

Tender Result & Trade Sheet - Non Ferrous & Stainless Steel

Non Ferrous & Stainless Steel Trade Sheet 					
Date	Location	Material	Quantity in tonne	Price per tonne	Incoterm
Non - Ferrous					
13-Aug-24	Ex Chennai	Al Tense	42	INR 175,000	Exw
13-Aug-24	UK to Mundra	Al Wheels	180	\$2,230	CFR
13-Aug-24	China to Mundra	Silicon 553	350	\$1,740	CFR
13-Aug-24	China to Chennai	Silicon 553	20	\$1,720	CFR
13-Aug-24	Australia to Chennai	Al Wheels	20	\$2,270	CFR
13-Aug-24	Australia to Mundra	Brass honey 2%	100	3M (62%)	CFR
13-Aug-24	UAE to Mundra	Al tense (8-9%)	20	\$1,765	CFR
12-Aug-24	Australia to Chennai	Al tense 2%	20	\$1,900	CFR
12-Aug-24	Australia to Chennai	Al Extrusion (1%)	40	3M (98.5%)	CFR
12-Aug-24	Australia to Mundra	Al Zorba 94/3	45	\$1,815	CFR
12-Aug-24	USA to Vizag	Cu Meatballs	20	\$1,675	CFR
12-Aug-24	UK to Chennai	Al Wheels	20	\$2,240	CFR
12-Aug-24	Middle East to Nhava Sheva	Al Tense	30	\$1,765	CFR
12-Aug-24	Middle East to Nhava Sheva	Al Extrusion	40	\$2,175	CFR
12-Aug-24	Ex Bhiwadi	Cu Secondary CCR	15	INR 765,000	Exw
10-Aug-24	UK to Mundra	Al Taint Tabor C/S	30	\$1,720	CFR
07-Aug-24	Ex Delhi	Cu Primary CC Rod	48	INR 788,000	Exw
07-Aug-24	Ex Bhiwadi	Cu Secondary CCR	75	INR 764,000	Exw
07-Aug-24	Ex Bhiwadi	Cu Armature	45	INR 724,000	Exw
07-Aug-24	UK to Chennai	Al Taint Tabor (5-7%)	60	\$1,720	CFR
07-Aug-24	Yemen to Chennai	Al Tense scrap (8-9%)	45	\$1,700	CFR
07-Aug-24	Vietnam to Mundra	Zn Ingot (95%)	100	\$2,650	CFR
07-Aug-24	EU to Mundra	Al Taint Tabor Shredded (3-5%)	40	\$1,830	CFR
07-Aug-24	Ex Chennai	Al ADC12 Ingots	60	INR 218,000*	Exw
06-Aug-24	Ex Delhi	Al ADC12 Ingots	42	INR 209,000	Exw
Stainless Steel					
07-Aug-24	Ex Mumbai	SS 304 CRC	120	INR 188,000	Exw
07-Aug-24	Ex Mumbai	SS 316 CRC	85	INR 320,000	Exw
07-Aug-24	Ex Delhi	SS 304 Scrap	170	INR 120,000	Exw
07-Aug-24	EU to Mundra	SS Zurik 98%	20	\$1,380	CFR
06-Aug-24	Ex Haryan	SS 304 Ingot	700	INR 124,000*	Exw
30-Jul-24	Indonesia to Mundra	SS 304 Scrap	100	\$1,450	CFR
30-Jul-24	Ex Mumbai	SS 316 CRC	18	INR 321,000	Exw
30-Jul-24	Ex Mumbai	SS 304 CRC	72	INR 187,000	Exw
30-Jul-24	EU to Mundra	SS Zurick (SS-70%)	250	\$1,710	CFR
24-Jul-24	Nearshore to Mundra	SS 304 Scrap	50	\$1,410	CFR
24-Jul-24	Ex Delhi	SS 304 Scrap	50	INR 119,000	Exw
19-Jul-24	US to Mundra	SS Zurik 95%	60	\$1300	CFR
17-Jul-24	Middle East to Mundra	SS 316 Scrap	25	\$2650	CFR
16-Jul-24	Ex Mumbai	SS 304 CRC	250	INR 185,000	Exw
16-Jul-24	Ex Mumbai	SS 316 CRC	200	INR 319,000	Exw
12-Jul-24	Ex Delhi	SS 304 Scrap	50	INR 121,500	Exw
11-Jul-24	Nearshore to Mundra	SS 304 Scrap	50	\$1,450	CFR

Source - BigMint | * - 30 days credit



Formerly SteelMint / CoalMint

Contact:

info@bigmint.co

+91 97700 56666

Disclaimer: BigMint has taken due care and caution in compilation of content. Information is just for reference not intended for trading purpose or to address your particular requirement. The content includes facts, views and opinions are of individuals and not that of the BigMint management. We and our content licensors do not guarantee or warrant the accuracy, completeness or timeliness of, or otherwise endorse these views, and opinions. BigMint and its affiliates, or their employees, directors or agents shall not be liable or responsible for any loss or costs or any action whatsoever arising out of use or relying on the spot prices disseminated.