

**CoalMint<sup>®</sup>**

# **Coal Monthly Review**

[www.coalmint.com](http://www.coalmint.com)

## Contents

<b>Snap Shot   Global Prices (USD/MT)</b>	<b>1</b>
<b>Snap Shot   Domestic Prices (INR/MT)</b>	<b>2</b>
<b>Non Coking Coal</b>	<b>3</b>
<b>Coking Coal</b>	<b>4</b>
<b>Met Coke</b>	<b>5</b>
<b>Pet Coke</b>	<b>6</b>
<b>Indian Statistics (Production/Export/Import)</b>	<b>7</b>
<b>Global Statistics (Production/Export/Import)</b>	<b>8</b>
<b>Global Price Indicators</b>	<b>9-10</b>
<b>Currency Indicators</b>	<b>11</b>

## Snap Shot | Global Prices (USD/MT)

Assessment	Jul'24	Jun'24	May'24	Apr'24	Mar'24	Feb'24
Non Coking, CNF Gangavaram, India, RB3 (4800 NAR), S.Africa	\$90	-7	-9	0	+5	+8
Non Coking, CNF Gangavaram, India, RB2 (5500 NAR), S.Africa	\$110	-4	-3	+3	+9	+14
Non-Coking, CNF Kandla, India, 4800 GAR, Indonesia	\$81	-2	-2	-1	-7	-4
Non-Coking, CNF Vizag, India, 5000 GAR, Indonesia Origin	\$87	-1	-1	-1	-7	-3
Non-Coking, CNF Kandla, India, 4200 GAR, Indonesia	\$67	-2	-3	-2	-5	-2
Non Coking, FOB Richards Bay, South Africa, RB1 (6000 NAR)	\$106	-3	0	+2	+8	+14
Non-Coking, FOB Kalimantan, Indonesia, 4800 GAR	\$67	-2	-2	-1	-7	-7
Non-Coking, FOB Kalimantan, Indonesia, 3600 GAR	\$39	-1	-1	-1	-3	-3
Non-Coking, FOB Kalimantan, Indonesia, 3400 GAR	\$33	-1	-2	-2	-4	-4
Non-Coking, FOB Newcastle, Australia, 5500 NAR,0-50 mm	\$90	-2	-2	+2	-6	-8
Non-Coking, FOB Baltimore, USA, 6000 NAR,0-50 mm	\$65	+1	-5	-6	-6	-5
Coking Coal, CNF Paradip, India, HCC 64 Mid Vol, Australia ,0-40mm	\$227	-8	+4	+9	-27	-50
Coking Coal, CNF Paradip, India, Semi Soft, Australia	\$168	-5	-4	+2	+1	+4
PCI, CNF Paradip, India, Low Vol PCI, Australia	\$212	+16	+33	+44	+36	+30
Anthracite Coal, CNF Paradip, India, Anthracite, Russia ,0-13 mm	\$171	-9	+1	-7	-14	0
Coking Coal, FOB Hay Point, Australia, Premium HCC	\$238	-12	-2	-1	-42	-78
Coking Coal, FOB Hay Point, Australia, Semi Soft	\$152	-4	-2	+4	+3	+3
PCI, FOB Hay Point, Australia, Low Vol PCI,0-40mm	\$196	+17	+35	+45	+40	+28
Coking Coal, FOB Hampton Roads, USA, Low Vol HCC,0-40mm	\$217	-3	+2	-1	-25	-47
Met Coke, CNF Hazira, India, 64% CSR, China ,25-90mm	\$294	-15	-28	-17	-42	-65
Met Coke, CNF Haldia, India, 64% CSR, Japan origin	\$360	0	-8	-15	-15	-14
Nut Coke, CNF Vizag, India, Colombia-origin, Nut Coke, Colombia ,10-30 mm	\$339	-6	-12	-16	-16	-15
Met Coke, FOB Tianjin, China, 64% CSR,25-90mm	\$279	-13	-27	-1	-21	-37
Met Coke, FOB Tianjin, China, 62% CSR,25-90mm	\$275	-13	-27	-1	-21	-37
Pet Coke, CNF Kandla, India, 6.5% Sulphur, US,0-50 mm	\$107	+1	-5	-5	-7	-10
Pet Coke, CNF Vizag, India, 9% Sulphur, Saudi Arabia,0-50 mm	\$110	0	-5	-5	-7	-10

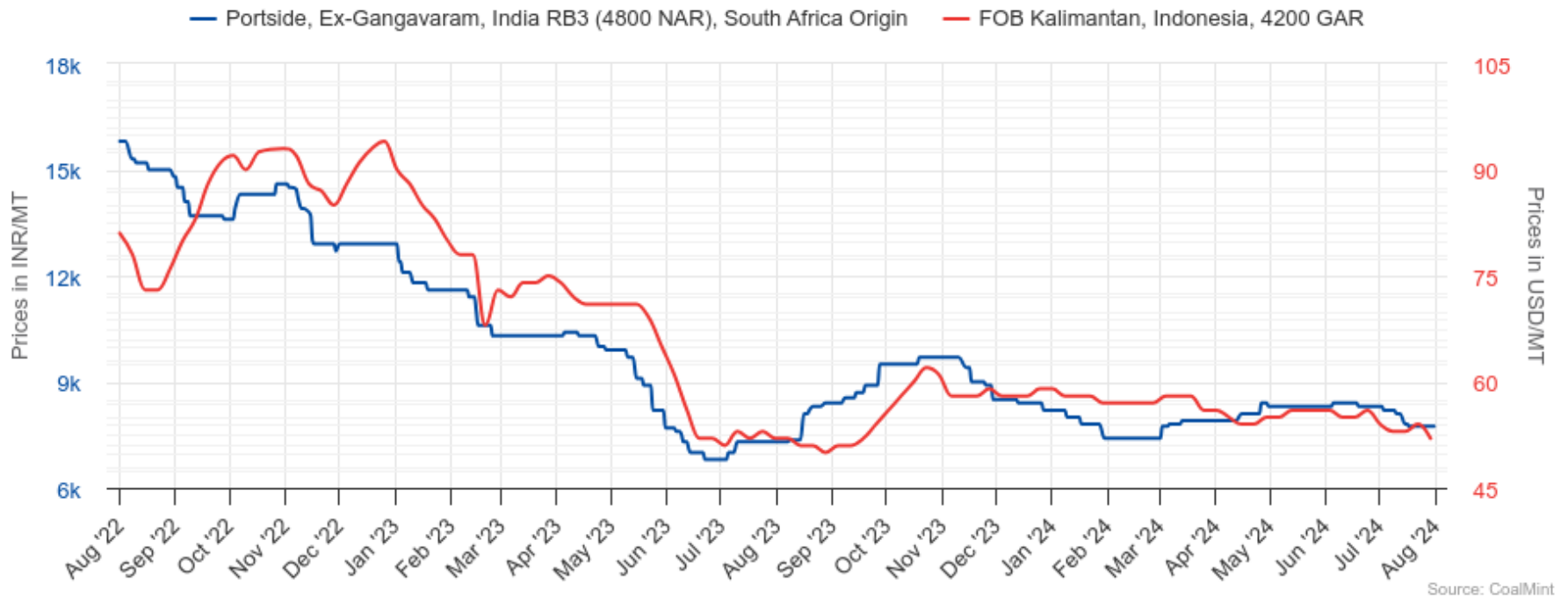
Prices considered on monthly average basis.

## Snap Shot | Domestic Prices (INR/MT)

Assessment	Jul'24	Jun'24	May'24	Apr'24	Mar'24	Feb'24
Non Coking, Portside, Ex-Gangavaram, India, RB2 (5500 NAR), S.Africa	₹9,846	- 291	- 75	+ 185	+ 571	+ 1,246
Non Coking, Portside, Ex-Vizag, India, RB3 (4800 NAR), South Africa	₹7,928	- 367	- 472	- 217	+ 33	+ 628
Non Coking, Portside, Ex-Paradip, India, RB3 (4800 NAR), South Africa	₹7,926	- 421	- 374	- 119	+ 78	+ 526
Non Coking, Portside, Ex-Kandla, India, 4200 GAR, Indonesia	₹6,300	0	- 100	- 33	- 25	+ 167
Non Coking, Portside, Ex-Navlakhi, India, 3400 GAR, Indonesia	₹5,200	+ 38	- 50	- 58	- 67	+ 83
Non Coking, Portside, Ex-Vizag, India, 5000 GAR, Indonesia	₹8,175	+ 100	- 35	- 17	+ 25	+ 275
Non Coking, Portside, Ex-Kandla, India, 6900 NAR, US	₹10,700	- 875	- 1,090	- 600	- 400	- 925
Non Coking, Portside, Ex-Paradip, India, 6000 NAR, Russia	₹10,510	- 378	- 370	- 90	+ 260	+ 85
Met Coke, Exy-Jajpur, India, Blast Furnace-grade,25-90 mm	₹34,940	- 560	+ 940	+ 2,440	+ 1,190	+ 940
Met Coke, Exy-Gandhidham, India, Blast Furnace-grade,25-90 mm	₹32,980	- 520	- 220	- 20	- 270	- 520
Met Coke, Exy-Rajkot, India, Foundry-grade,+90 mm	₹36,360	- 140	- 40	+ 360	+ 110	- 140
Pet Coke, Exw-Koyali, Gujarat (Rake), Fuel, Indian Oil Corporation,0-50 mm	₹10,970	+ 20	- 460	- 360	- 840	- 500
Pet coke, Exw-Jamnagar, Gujarat, Fuel, Reliance Industries,0-50 mm	₹12,473	+ 34	- 766	- 556	- 699	- 699

Prices considered on monthly average basis.

# Non Coking Coal



## Monthly Average Price Table

	FOB Kalimantan, Indonesia	FOB Richards Bay, South Africa	FOB Newcastle, Australia	FOB Baltimore, US.	Sentiments
Month	4200 GAR	RB3 (4800 NAR)	0-50 mm, 5500 NAR	0-50 mm, 6000 NAR	
May-23	69	82	114	84	
Jun-23	55	68	89	71	
Jul-23	52	69	90	69	
Aug-23	51	77	88	72	
Sep-23	52	91	93	78	
Oct-23	59	100	108	80	
Nov-23	58	92	98	77	
Dec-23	58	78	94	75	
Jan-24	58	68	95	73	
Feb-24	57	63	98	70	
Mar-24	58	66	96	71	
Apr-24	55	71	88	71	
May-24	56	81	92	70	
Jun-24	56	79	92	64	
Jul-24	53	73	90	65	

### What happened

- Indonesian thermal coal prices fell by \$3/t m-o-m to \$53/t in July 2024
- South African coal prices dropped 8% m-o-m in July 2024 to \$73/t.

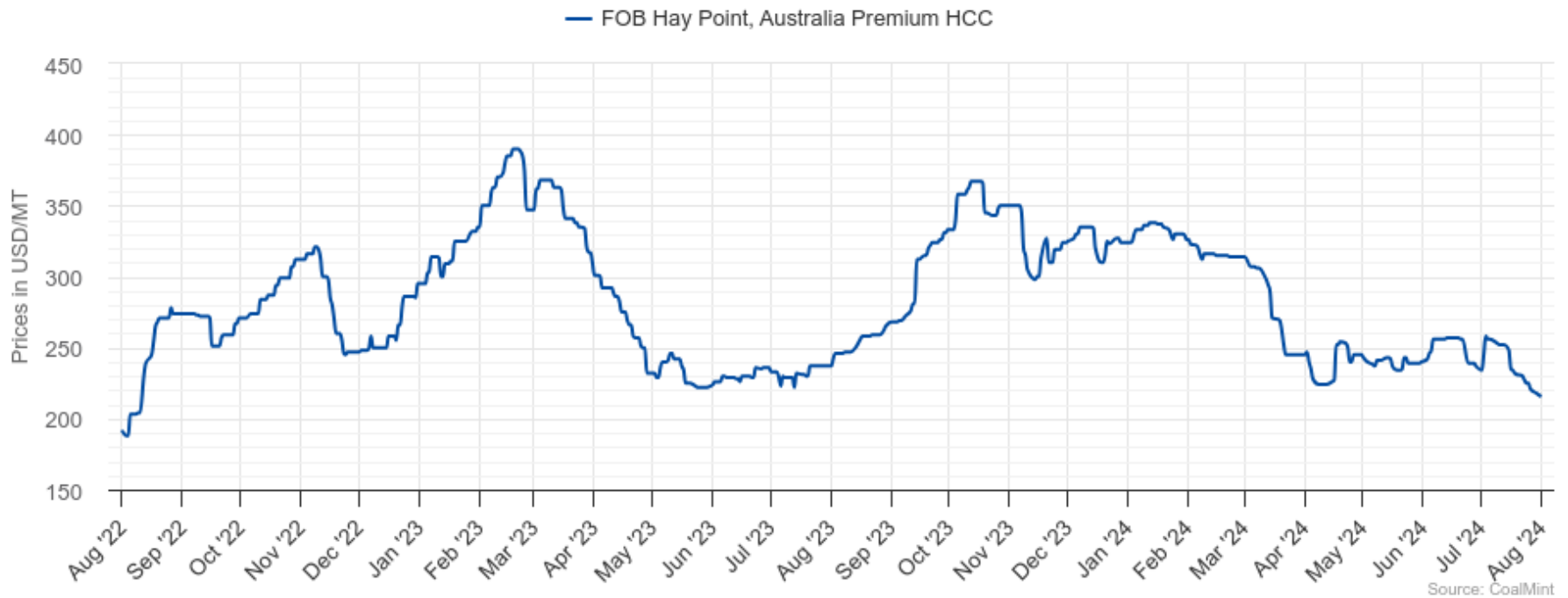
### What may happen

- South African coal prices are anticipated to trend down on subdued buying and falling sponge iron prices.
- Indonesian thermal coal prices may witness a decline on reduced Chinese and Indian inquiries amid heavy rains in parts of the country reducing the demand for power.

#### Note:

BCD - 1%, AIDC - 1.5%  
FOB prices in USD/MT.

# Coking Coal



## Monthly Average Price Table

	FOB Hay Point, Australia	FOB Hay Point, Australia	FOB Hay Point, Australia	FOB Hampton Road, US	Sentiments
Month	Premium HCC	HCC 64 Mid Vol	0-40mm, Low Vol PCI	0-40mm, Low Vol HCC	
May-23	232	206	203	233	
Jun-23	230	202	192	211	
Jul-23	232	200	174	221	
Aug-23	253	220	157	215	
Sep-23	302	248	175	241	
Oct-23	354	272	202	265	
Nov-23	322	261	184	256	
Dec-23	326	274	174	272	
Jan-24	332	273	172	265	
Feb-24	316	262	168	264	
Mar-24	280	234	156	242	
Apr-24	239	201	151	218	
May-24	240	206	161	215	
Jun-24	250	218	179	220	
Jul-24	238	210	196	217	

### What happened

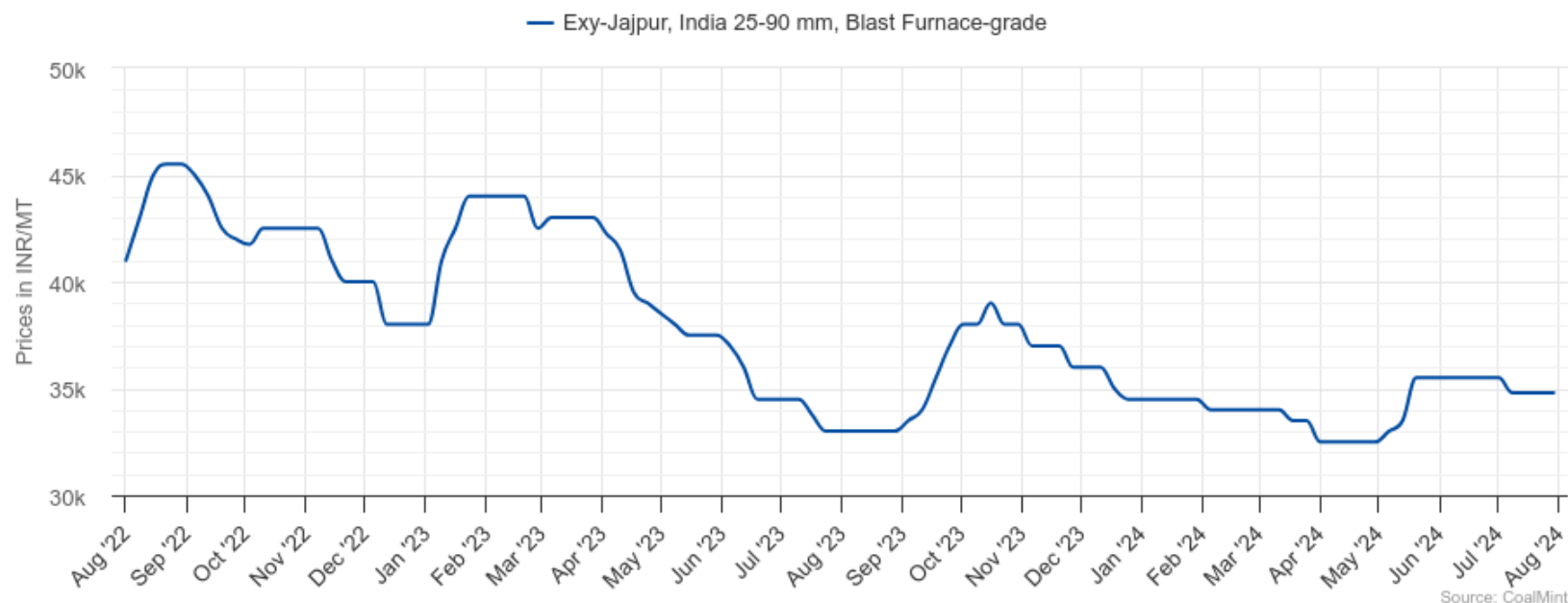
- Australian premium HCC prices fell by 5% in July to \$238/t FOB.
- US coking coal prices fell by \$3/t m-o-m in July to \$217/t FOB.

### What may happen

- Coking coal prices may continue to drop amidst sufficient supply and reselling of previously purchased cargoes.

**Note:**  
FOB prices in USD/MT.

# Met Coke



## Monthly Average Price Table

	Exw-Jajpur, India	CNF Hazira, India	Nut Coke, CNF India	Exw-Tangshan, China	Sentiments
Month	25-90 mm, Blast Furnace-grade	25-90mm, 64% CSR, China	10-30 mm, Nut Coke, Colombia	25-50mm, Quasi-Grade I	
May-23	37,830	364	465	2,130	
Jun-23	35,500	307	431	1,880	
Jul-23	33,900	310	380	1,920	
Aug-23	33,000	329	380	2,140	
Sep-23	35,100	339	338	2,110	
Oct-23	38,250	371	350	2,260	
Nov-23	37,000	366	350	2,230	
Dec-23	35,380	375	350	2,420	
Jan-24	34,500	366	350	2,310	
Feb-24	34,000	359	354	2,210	
Mar-24	33,750	336	355	1,990	
Apr-24	32,500	311	355	1,760	
May-24	34,000	322	351	2,020	
Jun-24	35,500	309	345	1,930	
Jul-24	34,940	294	339	1,960	

### What happened

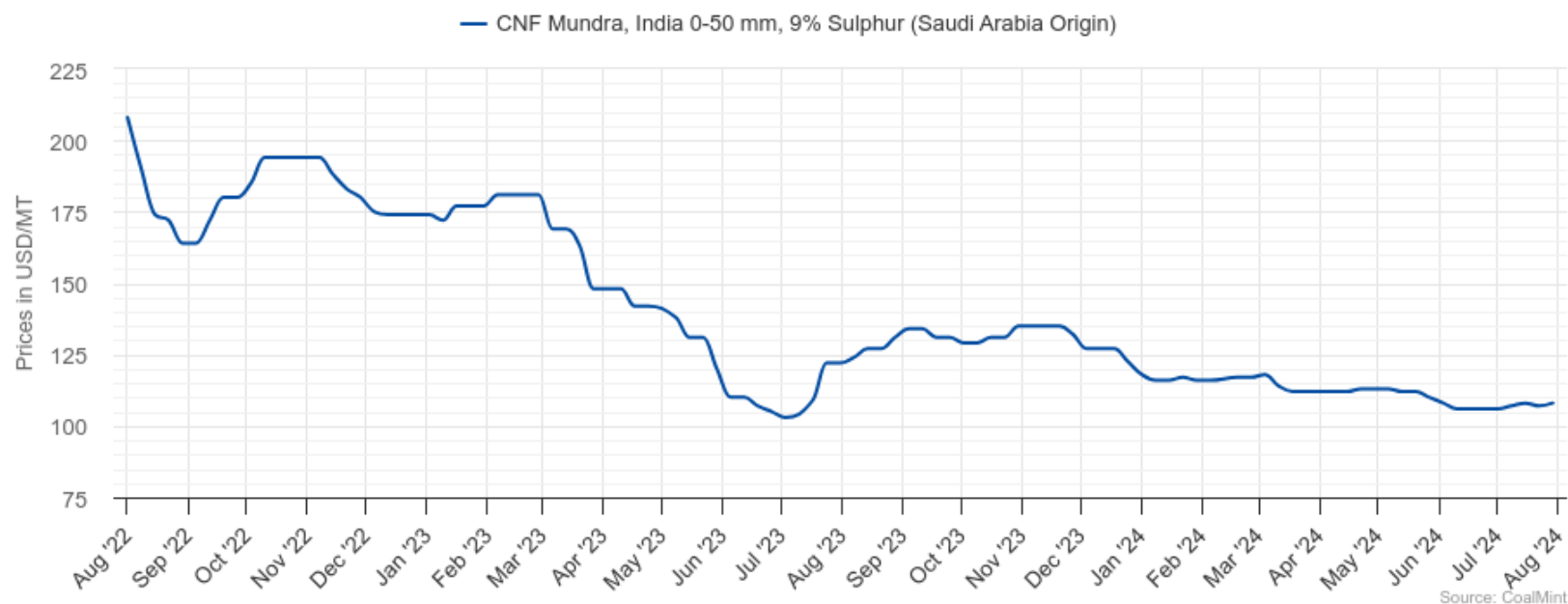
- Blast furnace-grade met coke prices fell by 2% m-o-m in July to INR 34,940/t exw Jajpur. India's DGTR has proposed recommendations on import quotas for met coke. It has fixed quotas from exporting countries. However, the final decision on this to be taken by the Ministry of Commerce is still pending.

### What may happen

- Indian met coke prices are expected to change only after import quotas are fixed. However, import prices continue to be on the lower side compared to domestic coke.

**Note:**  
5% GST  
Incl-tax  
Domestic prices in INR/MT. CNF prices in USD/MT. Domestic prices in RMB/MT.

# Pet Coke



## Monthly Average Price Table

Month	Exw-Koyali, Gujarat (Rake), IOCL	Exw-Jamnagar, Gujrat	CNF Mundra, India	CNF Kandla, India	Sentiments
	0-50 mm, Fuel, Indian Oil Corporation	0-50 mm, Fuel, Reliance Industries	0-50 mm, 9% Sulphur, Saudi Arabia	0-50 mm, 6.5% Sulphur, US	
May-23	12,980	14,640	130	126	
Jun-23	11,800	13,230	108	106	
Jul-23	11,400	11,860	114	114	
Aug-23	12,610	13,180	127	127	
Sep-23	13,990	14,330	132	132	
Oct-23	13,530	13,660	131	130	
Nov-23	13,980	14,510	134	134	
Dec-23	13,080	13,550	125	125	
Jan-24	12,180	13,170	117	117	
Feb-24	11,470	13,170	117	117	
Mar-24	11,810	13,170	114	114	
Apr-24	11,330	13,030	112	112	
May-24	11,430	13,240	112	112	
Jun-24	10,950	12,440	106	106	
Jul-24	10,970	12,470	107	107	

### What happened

- RIL has slightly raised pet coke prices for July to INR 12,470/t
- US pet coke prices inched up m-o-m in July to \$107/t.

### What may happen

- Pet coke prices may decline due to sluggish infrastructure construction activities following India's general election and the onset of monsoon.

**Note:**

GST 18%, TCS 0.1%

Domestic prices in INR/MT. CNF prices in USD/MT.



## Indian Statistics (Production/Export/Import)

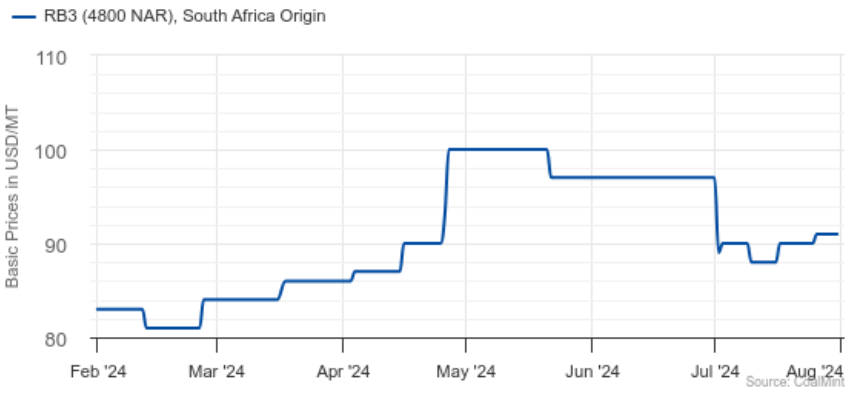
Product	Unit	Quantity	Latest Month	Quantity	Previous Month	% Change M-o-M	Total 2023
<b>Production</b>							
Crude Steel	MnT	12.07	June'24	12.22	May'24	-1.23	139.44
Hot Metal	MnT	7.27	June'24	7.23	May'24	0.55	85.88
Sponge Iron	MnT	4.27	June'24	4.44	May'24	-3.83	49.34
Non Coking Coal	MnT	79.61	June'24	78.40	May'24	1.54	903.56
Coking Coal	MnT	5.10	June'24	5.53	May'24	-7.78	65.03
Met Coke	MnT	4.30	May'24	3.83	April'24	12.27	45.26
Pet Coke	MnT	1.10	September'23	1.25	August'23	-12.00	11.57
Lignite	MnT	4.00	June'24	4.30	May'24	-6.98	42.07
<b>Export</b>							
Pig Iron	MnT	0.03	March'24	0.04	February'24	-25.00	0.30
Met Coke	MnT	0.01	May'24	0.01	April'24	0.00	0.12
<b>Import</b>							
Non Coking Coal	MnT	14.90	July'24	14.86	June'24	0.27	175.27
Coking Coal	MnT	5.97	July'24	6.02	June'24	-0.83	54.74
PCI Coal	MnT	0.76	July'24	1.66	June'24	-54.22	16.49
Anthracite	MnT	0.04	July'24	0.09	June'24	-55.56	2.07
Met Coke	MnT	0.37	July'24	0.64	June'24	-42.19	3.89
Pet Coke	MnT	1.35	July'24	1.27	June'24	6.30	11.83

## Global Statistics (Production/Export/Import)

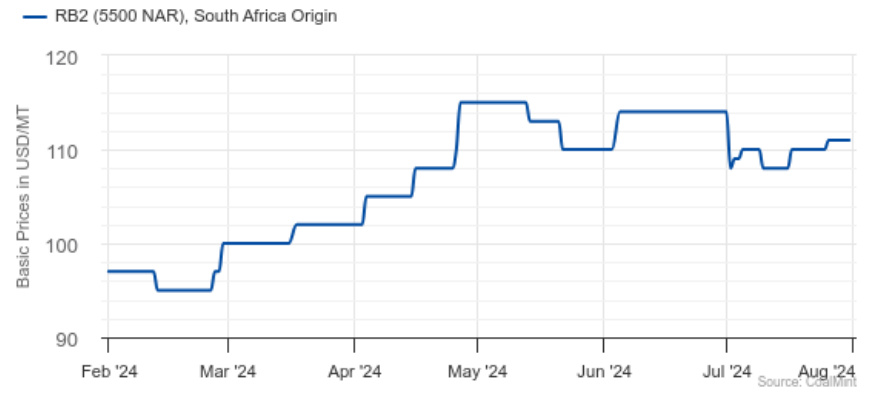
County	Product	Unit	Quantity	Latest Month	Quantity	Previous Month	% Change M-o-M	Total 2023
<b>Production</b>								
China	Coal	MnT	447.02	June'24	424.81	May'24	5.23	5167.75
China	Met Coke	MnT	41.64	June'24	40.96	May'24	1.66	489.54
Indonesia	Coal	MnT	59.24	June'24	62.30	May'24	-4.91	770.79
Japan	Met Coke	MnT	2.22	May'24	2.16	April'24	2.78	27.73
South Africa	Coal	MnT	18.24	April'24	18.46	March'24	-1.19	267.97
Ukraine	Met Coke	MnT	0.22	August'22	0.19	July'22	15.79	
<b>Export</b>								
Australia	Non Coking Coal	MnT	16.42	July'24	16.48	June'24	-0.36	199.39
Australia	Coking Coal	MnT	11.94	July'24	14.43	June'24	-17.26	147.93
China	Met Coke	MnT	0.87	June'24	0.66	May'24	31.82	8.87
Indonesia	Non Coking Coal	MnT	30.25	June'24	31.69	May'24	-4.54	352.96
Indonesia	Coking Coal	MnT	2.34	June'24	1.82	May'24	28.57	24.87
Indonesia	Met Coke	MnT	0.44	June'24	0.58	May'24	-24.14	1.57
South Africa	Non Coking Coal	MnT	4.70	June'24	5.62	May'24	-16.37	63.04
United States	Non Coking Coal	MnT	3.06	June'24	3.56	May'24	-14.04	38.92
United States	Coking Coal	MnT	5.36	June'24	4.00	May'24	34.00	46.53
United States	Pet Coke	MnT	3.44	June'24	2.95	May'24	16.61	38.49
<b>Import</b>								
China	Non Coking Coal	MnT	15.97	June'24	16.38	May'24	-2.50	148.22
China	Coking Coal	MnT	9.87	June'24	9.68	May'24	1.96	102.51
China	Met Coke	MnT	0.01	June'24	0.01	May'24	0.00	0.24
Japan	Non Coking Coal	MnT	7.53	June'24	7.25	May'24	3.86	113.60
Japan	Coking Coal	MnT	2.75	June'24	3.39	May'24	-18.88	39.79
Pakistan	Non Coking Coal	MnT	0.58	July'24	0.23	June'24	152.17	5.83
South Korea	Non Coking Coal	MnT	7.93	December'23	5.65	November'23	40.35	88.79
South Korea	Coking Coal	MnT	2.36	December'23	2.62	November'23	-9.92	24.15
Turkey	Non Coking Coal	MnT	2.13	June'24	2.53	May'24	-15.81	34.89
Turkey	Coking Coal	MnT	0.35	June'24	0.66	May'24	-46.97	4.53

# Global Price Indicators

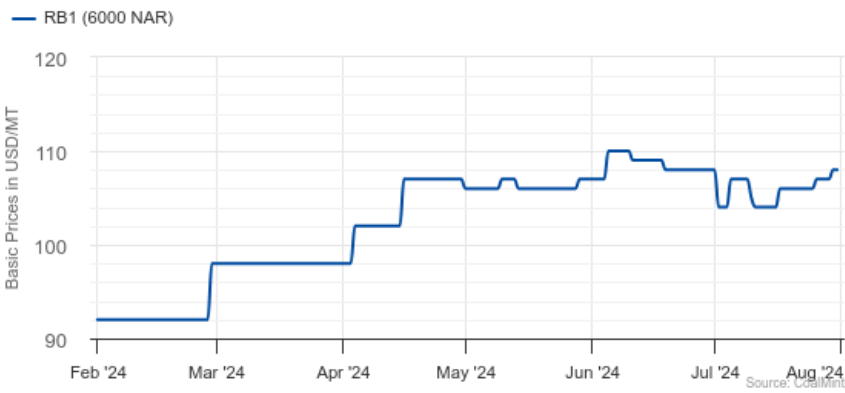
## Non Coking Coal CNF India



## Non Coking Coal CNF India



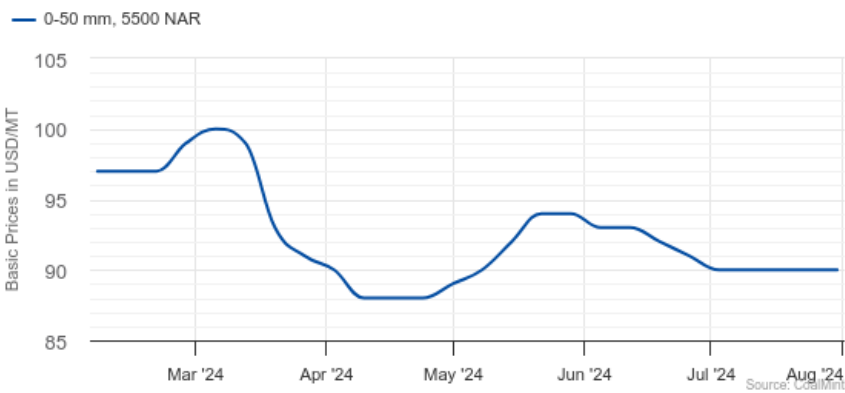
## Non Coking Coal FOB South Africa Origin



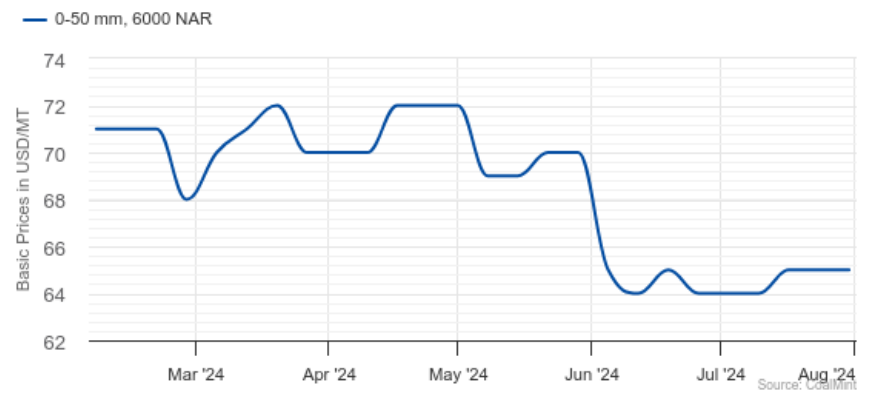
## Non Coking Coal FOB Indonesia



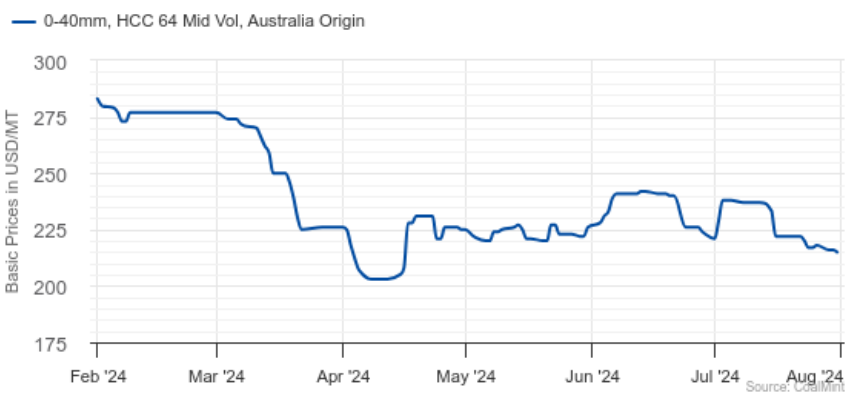
## Non Coking Coal FOB Australia



## Non Coking Coal FOB USA



## Coking Coal CNF India

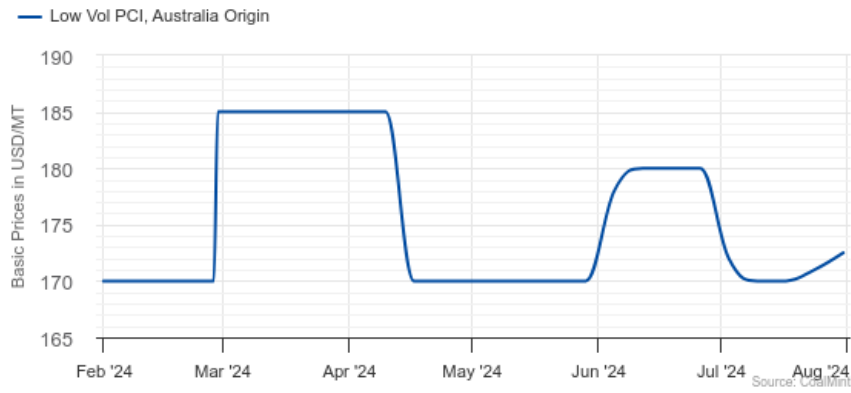


## Coking Coal CNF India

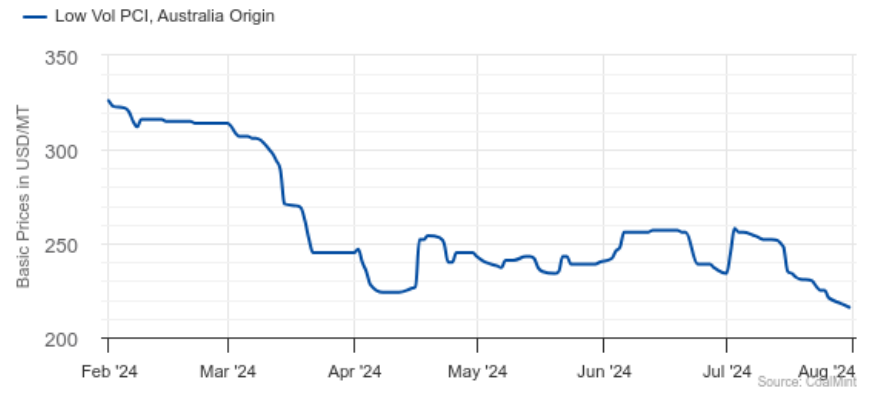


# Global Price Indicators

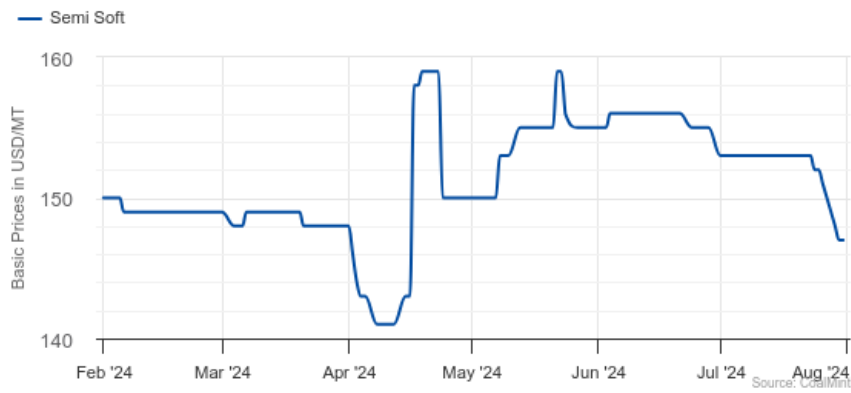
## Coking Coal CNF India



## Coking Coal FoB Australia



## Coking Coal FoB Australia



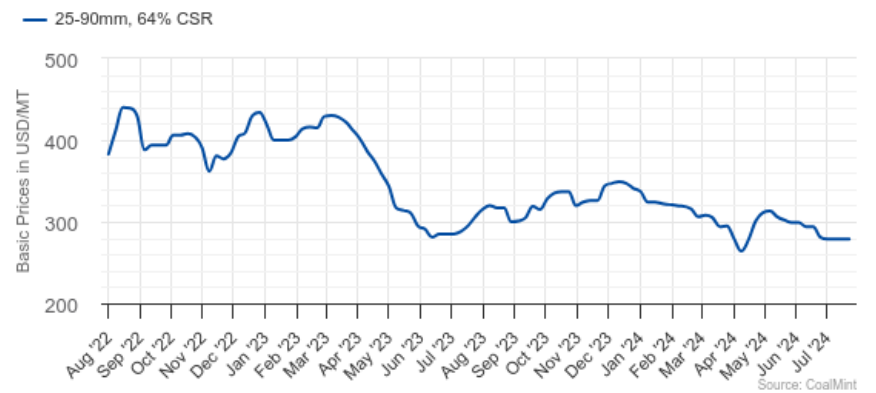
## Coking Coal FOB USA



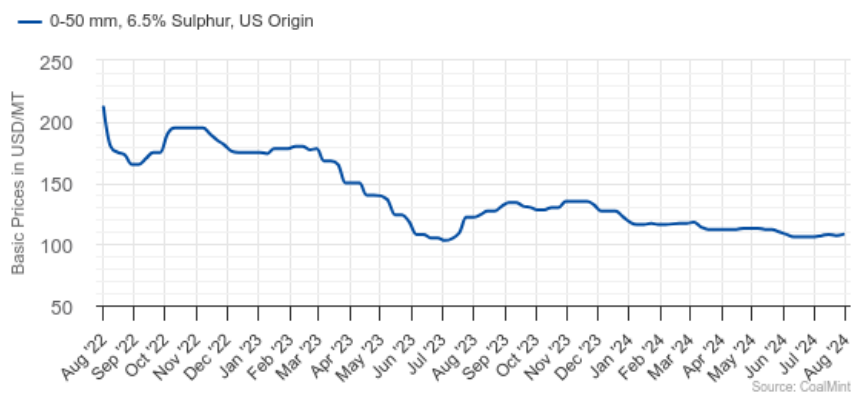
## Met Coke CNF India



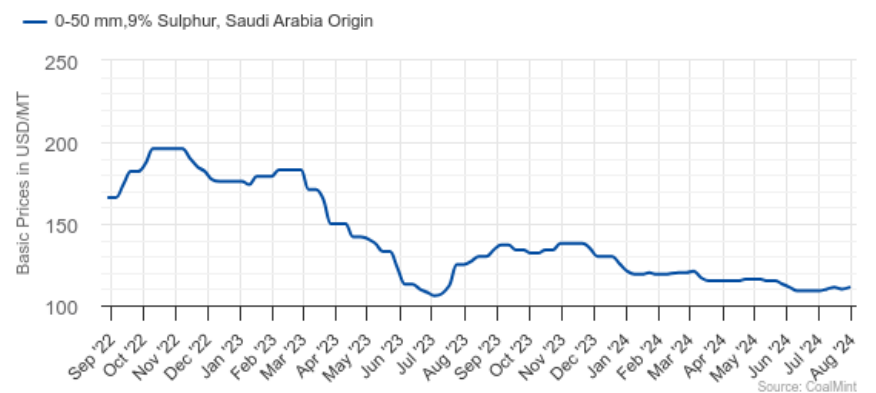
## Met Coke FOB China



## Pet Coke CNF Kandla, India



## Pet Coke CNF Vizag, India

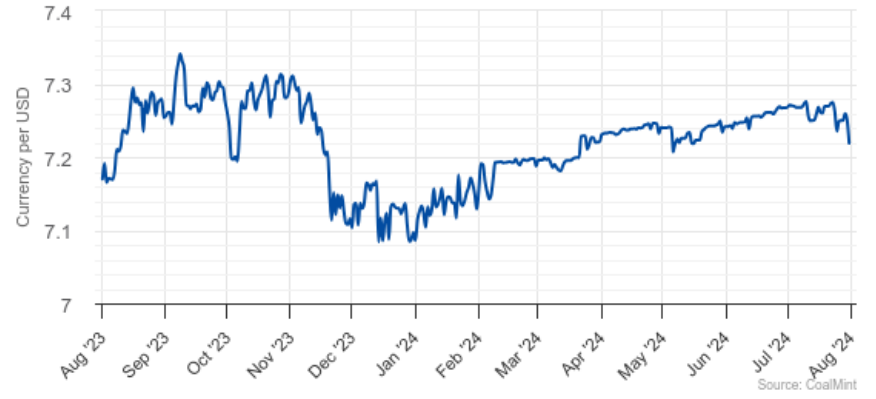


# Currency Indicators (USD)

India (INR)



China (Yuan)



Brazil (Real)



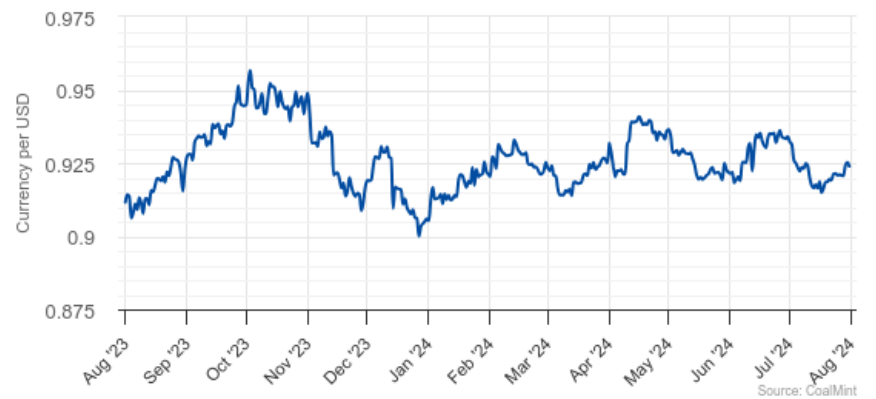
Australia (Dollar)



South Africa (Rand)



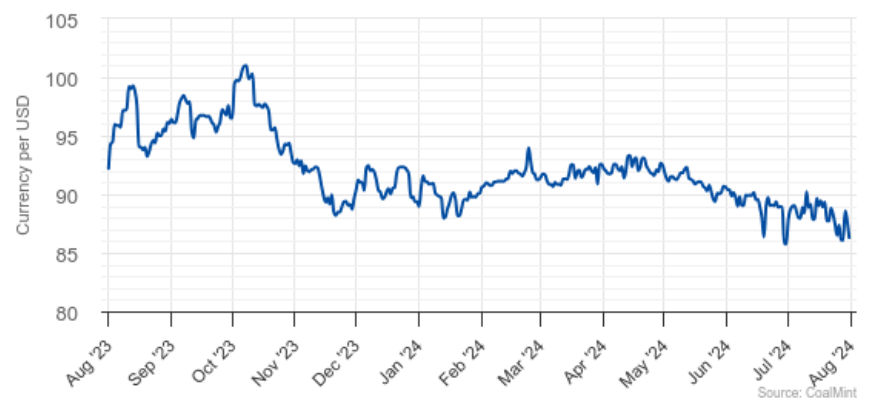
Europe (Euro)



Indonesia (Rupiah)



Russia (RUB)





Formerly SteelMint / CoalMint

**Contact:**

[info@bigmint.co](mailto:info@bigmint.co)

+91 97700 56666

**Disclaimer:** BigMint has taken due care and caution in compilation of content. Information is just for reference not intended for trading purpose or to address your particular requirement. The content includes facts, views and opinions are of individuals and not that of the BigMint management. We and our content licensors do not guarantee or warrant the accuracy, completeness or timeliness of, or otherwise endorse these views, and opinions. BigMint and its affiliates, or their employees, directors or agents shall not be liable or responsible for any loss or costs or any action whatsoever arising out of use or relying on the spot prices disseminated.